



ARCHITECTURAL FINISH & FIXTURE SPECIFICATIONS
BASIS OF DESIGN ITEMS

V2.2 | MAY 2020





Index by Item Type

Project Name: **Tru by Hilton - V2.2 Prototypical Specs V2.2**

Architectural Finish & Fixture Index BASIS OF DESIGN

Issue Dt		Item Number	Item Description	Vendor
ACOUSTIC CEILING TILE				
05/14/18	▲ 2	ACT-03	Acoustic Ceiling Tile @ Lobby, Corridors, Fitness, Employee Breakroom, Guest Laundry, & BOH Offices	
05/14/18	▲ 2	ACT-04	2x4 Acoustic Ceiling Tile @ Employee Laundry & Linen Storage	
BASE				
05/14/18		B-01-A	Vinyl Base @ Guestroom (OPTION A)	
05/14/18		B-01-B	Vinyl Base @ Guestroom (OPTION B)	
05/14/18		B-03-A	Vinyl Base @ Lobby, Corridors, Typical Elevator Lobbies, and Fitness Center (OPTION A)	
05/14/18		B-03-B	Vinyl Base @ Lobby, Corridors, Typical Elevator Lobbies, and Fitness Center (OPTION B)	
05/14/18		B-05-A	Vinyl Base @ Back of House, Stairwells, & Employee Breakroom/Restroom (OPTION A)	
05/14/18		B-05-B	Vinyl Base @ Back of House, Stairwells, & Employee Breakroom/Restroom (OPTION B)	
CORNER GUARD				
05/14/18	▲ 2	CD-01	Corner Guards @ Guestroom	
05/14/18	▲ 2	CD-03	Light Gray Corner Guards @ Guest Corridors & Elevator Lobbies	
05/14/18	▲ 2	CD-04	Dark Gray Corner Guards @ Game Area Column	
EXTERIOR WALL CLADDING				
05/14/18	▲ 2	EX-01	EIFS Wall Cladding A	
05/14/18	▲ 2	EX-02	EIFS Wall Cladding B	
05/14/18		EX-03	EIFS Wall Cladding C	
05/14/18	▲ 2	EX-04-A	EIFS Wall Cladding D (OPTION A)	
12/20/19	▲ 2	EX-04-B	EIFS Wall Cladding D (OPTION B)	
05/14/18		EX-05	EIFS Wall Cladding E	
05/14/18	▲ 2	EX-06-A	EIFS Wall Cladding F (OPTION A)	
12/20/19	▲ 2	EX-06-B	EIFS Wall Cladding F (OPTION B)	
05/14/18	▲ 2	EX-07-A	Entry Finish 1 - Outdoor High Pressure Laminate Panel (OPTION A)	
05/14/18		EX-07-B	Entry Finish 1 - EIFS Wall Cladding (OPTION B)	
05/14/18	▲ 2	EX-08-A	Entry Finish 2 - Outdoor High Pressure Laminate Panel (OPTION A)	
05/14/18	▲ 2	EX-08-B	Entry Finish 2 - EIFS Wall Cladding (OPTION B)	
05/14/18	▲ 2	EX-09-A	Paint @ Exterior Stair Doors & Door Frames (OPTION A)	
12/20/19	▲ 2	EX-09-B	Paint @ Exterior Stair Doors & Door Frames (OPTION B)	
05/14/18	▲ 2	EX-10-A	EIFS Finish @ Optional Porte Cochere (OPTION A)	
12/20/19	▲ 2	EX-10-B	EIFS Finish @ Optional Porte Cochere (OPTION B)	
LIGHTING				
05/14/18		L-03	LED Recessed Downlight @ Public Areas, Employee Breakroom, and Guest Laundry	
05/14/18		L-08	Linear LED Wall Grazer @ Game Area and Lounge	
05/14/18		L-09	Track Lighting System @ Front Desk Soffit	
05/14/18		L-11	LED Lay-In Troffer Fixture @ Back of House	
05/14/18		L-13-A	LED Surface Mounted General Lighting @ Back of House (OPTION A)	
05/14/18		L-13-B	LED Surface Mounted General Lighting @ Back of House (OPTION B)	
05/14/18		L-15	6" LED Recessed Downlight @ Guest Bath Shower	
05/14/18		L-16	6" LED Recessed Downlight @ Guest Bath	

Index by Item Type

Project Name: Tru by Hilton - V2.2 Prototypical Specs
V2.2

Architectural Finish & Fixture Index

BASIS OF DESIGN

Issue Dt		Item Number	Item Description	Vendor
05/14/18		L-17	4" LED Recessed Downlight @ Guestroom Landing Zone	
05/14/18	▲ 2	L-18	Cove Lighting @ Indoor Pool	
05/14/18	▲ 2	L-19	Downlight @ Façade Recesses	
05/14/18		L-20	In-Ground Uplight @ Façade Recesses	
05/14/18		L-23	Surface Mount Lighting @ Stairwells	
05/14/18		L-25	LED Beam Light @ Breakfast Buffet	
METAL				
05/14/18	▲ 2	M-01	Metal Powdercoat Finish @ Millwork	
05/14/18		M-04	Metal Finish @ Elevator Doors, Ceiling, Skirting, and Handrails	
MIRRORS				
05/14/18		MIR-01	Wall Mounted Mirror @ Fitness Center	
OWNER SUPPLIED ITEMS				
05/14/18		OS-011.1	Flat Wall Mount @ Guestroom TV	
05/14/18	▲ 2	OS-100.1	Ceiling Mount @ Market TV	
05/14/18		OS-101.1	Flat Wall Mount @ Fitness, Employee Breakroom and Elevator Lobby TV	
05/14/18		OS-102.1	Flat Wall Mount @ Lobby and Media Wall TV	
05/14/18	▲ 2	OS-304	Water Dispenser Bottle Filler @ Water/Ice	
PLUMBING FIXTURE				
05/14/18	▲ 2	PF-01-A	Toilet @ Guest Bath (OPTION A)	
05/14/18	▲ 2	PF-01-B	Toilet @ Guest Bath (OPTION B)	
05/14/18	▲ 2	PF-01-C	Toilet @ Guest Bath (OPTION C)	
05/14/18	▲ 2	PF-01-D	Toilet @ Guest Bath (OPTION D)	
05/14/18	▲ 2	PF-05-A	Shower Head @ Guest Bath (OPTION A)	
05/14/18	▲ 2	PF-05-B	Shower Head @ Guest Bath (OPTION B)	
05/14/18	▲ 2	PF-05-C	Shower Head @ Guest Bath (OPTION C)	
05/14/18	▲ 2	PF-05-D	Shower Head @ Guest Bath (OPTION D)	
05/14/18	▲ 2	PF-06-A	Shower Controls @ Guest Bath (OPTION A)	
05/14/18	▲ 2	PF-06-B	Shower Controls @ Guest Bath (OPTION B)	
05/14/18	▲ 2	PF-06-C	Shower Controls @ Guest Bath (OPTION C)	
05/14/18	▲ 2	PF-06-D	Shower Controls @ Guest Bath (OPTION D)	
05/14/18	▲ 2	PF-07-A	Sink Basin @ Employee Breakroom (OPTION A)	
05/14/18		PF-07-B	Sink Basin @ Employee Breakroom (OPTION B)	
05/14/18	▲ 2	PF-08-A	Sink Faucet @ Employee Breakroom (OPTION A)	
05/14/18	▲ 2	PF-08-B	Sink Faucet @ Employee Breakroom (OPTION B)	
05/14/18	▲ 2	PF-08-C	Sink Faucet @ Employee Breakroom (OPTION C)	
05/14/18	▲ 2	PF-09-A	Hand Shower and Diverter Control Combo @ Accessible Guest Bath Roll-in Shower (OPTION A)	
05/14/18	▲ 2	PF-09-B	Hand Shower and Diverter Control Combo @ Accessible Guest Bath Roll-in Shower (OPTION B)	
05/14/18	▲ 2	PF-09-C	Hand Shower and Diverter Control Combo @ Accessible Guest Bath Roll-in Shower (OPTION C)	
05/14/18	▲ 2	PF-09-D	Hand Shower and Diverter Control Combo @ Accessible Guest Bath Roll-in Shower (OPTION D)	
05/14/18	▲ 2	PF-10-A	Tub @ Accessible Guest Bath (OPTION A)	
05/14/18	▲ 2	PF-10-B	Tub @ Accessible Guest Bath (OPTION B)	
05/14/18	▲ 2	PF-11-A	Hand Shower and Tub Combo @ Accessible Guest Bath (OPTION A)	
05/14/18	▲ 2	PF-11-B	Hand Shower and Tub Combo @ Accessible Guest Bath (OPTION B)	
05/14/18	▲ 2	PF-11-C	Hand Shower and Tub Combo @ Accessible Guest Bath (OPTION C)	

Index by Item Type

Project Name: Tru by Hilton - V2.2 Prototypical Specs
V2.2

Architectural Finish & Fixture Index

BASIS OF DESIGN

Issue Dt		Item Number	Item Description	Vendor
05/14/18	▲ 2	PF-11-D	Hand Shower and Tub Combo @ Accessible Guest Bath (OPTION D)	
05/14/18	▲ 2	PF-12-A	Sink Basin @ Public Restroom (OPTION A)	
05/14/18	▲ 2	PF-12-B	Sink Basin @ Public Restroom (OPTION B)	
05/14/18	▲ 2	PF-13-A	Sink Faucet @ Public Restroom (OPTION A)	
05/14/18	▲ 2	PF-13-B	Sink Faucet @ Public Restroom (OPTION B)	
05/14/18	▲ 2	PF-13-C	Sink Faucet @ Public Restroom (OPTION C)	
05/14/18	▲ 2	PF-13-D	Sink Faucet @ Public Restroom (OPTION D)	
05/14/18	▲ 2	PF-14-A	Toilet @ Public Restrooms & Employee Restroom (OPTION A)	
05/14/18	▲ 2	PF-14-B	Toilet @ Public Restrooms & Employee Restroom (OPTION B)	
05/14/18	▲ 2	PF-14-C	Toilet @ Public Restrooms & Employee Restroom (OPTION C)	
05/14/18	▲ 2	PF-15-A	Wall Mount Sink Basin @ Employee Restroom (OPTION A)	
05/14/18	▲ 2	PF-15-B	Wall Mount Sink Basin @ Employee Restroom (OPTION B)	
05/14/18	▲ 2	PF-16-A	Sink Faucet @ Employee Restroom (OPTION A)	
05/14/18	▲ 2	PF-16-B	Sink Faucet @ Employee Restroom (OPTION A)	
PAINT				
05/14/18	▲ 2	PT-01-A	Ceiling Paint @ Guestroom (OPTION A)	
12/20/19	▲ 2	PT-01-B	Ceiling Paint @ Guestroom (OPTION B)	
05/14/18	▲ 2	PT-02-A	Ceiling Paint @ Guest Bath (OPTION A)	
12/20/19	▲ 2	PT-02-B	Ceiling Paint @ Guest Bath (OPTION B)	
05/14/18	▲ 2	PT-03-A	Paint @ Guestroom Bath and Connecting Doors/ Door Frames, and Guestroom Grilles (OPTION A)	
12/20/19	▲ 2	PT-03-B	Paint @ Guestroom Bath and Connecting Doors/ Door Frames, and Guestroom Grilles (OPTION B)	
05/14/18	▲ 2	PT-04-A	Overall Paint @ Fitness Center, Employee Breakroom/Restroom, Stairs, and Back of House (OPTION A)	
12/20/19	▲ 2	PT-04-B	Overall Paint @ Fitness Center, Employee Breakroom/Restroom, Stairs, and Back of House (OPTION B)	
05/14/18	▲ 2	PT-05-A	Paint @ Lobby Window Soffit and Ceiling (OPTION A)	
12/20/19	▲ 2	PT-05-B	Paint @ Lobby Window Soffit and Ceiling (OPTION B)	
05/14/18	▲ 2	PT-06-A	Ceiling Paint @ Lobby, Lobby Soffits, Vestibule, Work Zone Niche, & Fitness Center (OPTION A)	
12/20/19	▲ 2	PT-06-B	Ceiling Paint @ Lobby, Lobby Soffits, Vestibule, Work Zone Niche, & Fitness Center (OPTION B)	
05/14/18	▲ 2	PT-07-A	Accent Ceiling Paint @ Lobby Corridor (OPTION A)	
12/20/19	▲ 2	PT-07-B	Accent Ceiling Paint @ Lobby Corridor (OPTION B)	
05/14/18	▲ 2	PT-08-A	Paint @ Front Desk Soffit (OPTION A)	
12/20/19	▲ 2	PT-08-B	Paint @ Front Desk Soffit (OPTION B)	
05/14/18	▲ 2	PT-09	Accent Ceiling Paint @ Front Desk Soffit	
05/14/18	▲ 2	PT-11-A	Accent Paint A @ Employee Breakroom, Employee Restroom, Fitness Center, & BOH Offices (OPTION A)	
12/20/19	▲ 2	PT-11-B	Accent Paint A @ Employee Breakroom, Employee Restroom, Fitness Center, & BOH Offices (OPTION B)	
05/14/18	▲ 2	PT-13-A	Paint @ Public Space and B.O.H. Doors, Door Frames, and Grilles (OPTION A)	
12/20/19	▲ 2	PT-13-B	Paint @ Public Space and B.O.H. Doors, Door Frames, and Grilles (OPTION B)	
05/14/18	▲ 2	PT-14-A	Accent Paint B @ Employee Breakroom (OPTION A)	
12/20/19	▲ 2	PT-14-B	Accent Paint B @ Employee Breakroom (OPTION B)	
05/14/18	▲ 2	PT-15-A	Paint @ Lobby Soffit Grilles (OPTION A)	
12/20/19	▲ 2	PT-15-B	Paint @ Lobby Soffit Grilles (OPTION B)	
05/14/18	▲ 2	PT-16-A	Paint @ Window Ceiling Grilles (OPTION A)	

Index by Item Type

Project Name: Tru by Hilton - V2.2 Prototypical Specs V2.2

Architectural Finish & Fixture Index**BASIS OF DESIGN**

Issue Dt		Item Number	Item Description	Vendor
12/20/19	▲ 2	PT-16-B	Paint @ Window Ceiling Grilles (OPTION B)	
05/14/18	▲ 2	PT-17-A	Ceiling Paint @ Indoor Pool (OPTION A)	
12/20/19	▲ 2	PT-17-B	Ceiling Paint @ Indoor Pool (OPTION B)	
05/14/18	▲ 2	PT-18-A	Accent Ceiling Paint @ Indoor Pool (OPTION A)	
12/20/19	▲ 2	PT-18-B	Accent Ceiling Paint @ Indoor Pool (OPTION B)	
05/14/18	▲ 2	PT-19-A	Paint @ Indoor Pool (OPTION A)	
12/20/19	▲ 2	PT-19-B	Paint @ Indoor Pool (OPTION B)	
05/14/18	▲ 2	PT-20-A	Accent Paint @ Indoor Pool (OPTION A)	
12/20/19	▲ 2	PT-20-B	Accent Paint @ Indoor Pool (OPTION B)	
05/14/18	▲ 2	PT-24-A	Ceiling Paint @ Elevator Lobby (OPTION A)	
12/20/19	▲ 2	PT-24-B	Ceiling Paint @ Elevator Lobby (OPTION B)	
05/14/18	▲ 2	PT-25-A	Ceiling Paint @ Public Areas and Back of House (OPTION A)	
12/20/19	▲ 2	PT-25-B	Ceiling Paint @ Public Areas and Back of House (OPTION B)	
05/14/18	▲ 2	PT-26-A	Ceiling Paint @ Public Restrooms and Employee Restroom (OPTION A)	
12/20/19	▲ 2	PT-26-B	Ceiling Paint @ Public Restrooms and Employee Restroom (OPTION B)	
05/14/18	▲ 2	PT-27-A	Accent Stripe Paint @ Indoor Pool (OPTION A)	
12/20/19	▲ 2	PT-27-B	Accent Stripe Paint @ Indoor Pool (OPTION B)	
05/14/18	▲ 2	PT-28-A	Accent Paint @ Indoor Pool Focal Wall (OPTION A)	
12/20/19	▲ 2	PT-28-B	Accent Paint @ Indoor Pool Focal Wall (OPTION B)	
05/14/18	▲ 2	PT-29-A	Ceiling Paint @ Landing Zone (OPTION A)	
12/20/19	▲ 2	PT-29-B	Ceiling Paint @ Landing Zone (OPTION B)	
05/14/18	▲ 2	PT-30-A	Paint @ Media Wall and Tru-ly Local Wall Millwork Frame (OPTION A)	
12/20/19	▲ 2	PT-30-B	Paint @ Media Wall and Tru-ly Local Wall Millwork Frame (OPTION B)	
05/14/18	▲ 2	PT-31-A	Paint @ Guest Corridor Doors/Door Frames and Guestroom Entry Doors/Door Frames (OPTION A)	
12/20/19	▲ 2	PT-31-B	Paint @ Guest Corridor Doors/Door Frames and Guestroom Entry Doors/Door Frames (OPTION B)	
05/14/18	▲ 2	PT-32-A	Paint @ Indoor Pool Doors/Door Frames (OPTION A)	
12/20/19	▲ 2	PT-32-B	Paint @ Indoor Pool Doors/Door Frames (OPTION B)	
SPECIAL PAINT				
05/14/18	▲ 2	SPA-01-A	Knockdown Finish @ Guestroom (OPTION A)	
12/20/19	▲ 2	SPA-01-B	Knockdown Finish @ Guestroom (OPTION B)	
05/14/18	▲ 2	SPA-02-A	Accent Knockdown Finish @ Guestroom Headboard Wall (PACKAGE A: Glimmer)	
05/14/18	▲ 2	SPA-02-B	Accent Knockdown Finish @ Guestroom Headboard Wall (PACKAGE B: Spark)	
05/14/18	▲ 2	SPA-02-C-1	Accent Knockdown Finish @ Guestroom Headboard Wall (PACKAGE C: Burst - OPT. 1)	
05/14/18	▲ 2	SPA-02-C-2	Accent Knockdown Finish @ Guestroom Headboard Wall (PACKAGE C: Burst - OPT. 2)	
SPECIALTY TILE				
05/14/18	▲ 2	SPT-01	Static Dissipative Tile @ PBX	
STONE				
05/14/18	▲ 2	ST-01	Quartz Countertop @ Lobby Millwork & Fitness Center Millwork	
05/14/18	▲ 2	ST-02	Quartz Countertop @ Front Desk	
TOILET ACCESSORY				
05/14/18	▲ 2	TA-03-A	Dual Toilet Paper Holder @ Guest Bath (OPTION A)	
05/14/18	▲ 2	TA-03-B	Dual Toilet Paper Holder @ Guest Bath (OPTION B)	

Index by Item Type

Project Name: Tru by Hilton - V2.2 Prototypical Specs
V2.2

Architectural Finish & Fixture Index

BASIS OF DESIGN

Issue Dt		Item Number	Item Description	Vendor
05/29/20	▲ 2	TA-03-C	Dual Toilet Paper Holder @ Guest Bath (OPTION C)	
05/14/18	▲ 2	TA-06-A	Decorative Grab Bar @ Guest Bath Shower (OPTION A)	
05/14/18	▲ 2	TA-06-B	Decorative Grab Bar @ Guest Bath Shower (OPTION B)	
05/14/18	▲ 2	TA-06-C	Decorative Grab Bar @ Guest Bath Shower (OPTION C)	
05/14/18	▲ 2	TA-06-D	Decorative Grab Bar @ Guest Bath Shower (OPTION D)	
05/14/18	▲ 2	TA-07	Paper Towel Dispenser @ Public & Employee Restrooms	
05/14/18	▲ 2	TA-08	Toilet Paper Holder @ Public and Employee Restrooms (OPTION A)	
05/14/18	▲ 2	TA-10-A	18" Accessible Grab Bar (OPTION A)	
05/14/18	▲ 2	TA-10-B	18" Accessible Grab Bar (OPTION B)	
05/14/18	▲ 2	TA-10-C	18" Accessible Grab Bar (OPTION C)	
05/14/18	▲ 2	TA-10-D	18" Accessible Grab Bar (OPTION D)	
05/14/18	▲ 2	TA-11-A	36" Accessible Grab Bar (OPTION A)	
05/14/18	▲ 2	TA-11-B	DELETED	
05/14/18	▲ 2	TA-11-C	36" Accessible Grab Bar (OPTION C)	
05/14/18	▲ 2	TA-11-D	36" Accessible Grab Bar (OPTION D)	
05/14/18	▲ 2	TA-12-A	42" Accessible Grab Bar (OPTION A)	
05/14/18	▲ 2	TA-12-B	DELETED	
05/14/18	▲ 2	TA-12-C	42" Accessible Grab Bar (OPTION C)	
05/14/18	▲ 2	TA-12-D	42" Accessible Grab Bar (OPTION D)	
05/14/18	▲ 2	TA-13-A	24" Accessible Grab Bar @ Guest Shower (OPTION A)	
05/14/18	▲ 2	TA-13-B	24" Accessible Grab Bar @ Guest Shower (OPTION B)	
05/14/18	▲ 2	TA-13-C	24" Accessible Grab Bar @ Guest Shower (OPTION C)	
05/14/18	▲ 2	TA-14-A	30" Accessible Grab Bar @ Guest Shower (OPTION A)	
05/14/18	▲ 2	TA-14-B	30" Accessible Grab Bar @ Guest Shower (OPTION B)	
05/14/18	▲ 2	TA-14-C	30" Accessible Grab Bar @ Guest Shower (OPTION C)	
05/14/18	▲ 2	TA-15-A	36" Accessible Grab Bar @ Guest Shower (OPTION A)	
05/14/18	▲ 2	TA-15-B	36" Accessible Grab Bar @ Guest Shower (OPTION B)	
05/14/18	▲ 2	TA-15-C	36" Accessible Grab Bar @ Guest Shower (OPTION C)	
05/14/18	▲ 2	TA-17-A	Straight Shower Rod @ Accessible Roll-in Showers (OPTION A)	
05/14/18	▲ 2	TA-17-B	Straight Shower Rod @ Accessible Roll-in Showers (OPTION B)	
05/14/18	▲ 2	TA-17-C	Straight Shower Rod @ Accessible Roll-in Showers (OPTION C)	
05/14/18	▲ 2	TA-18-A	Curved Shower Rod @ Accessible Tub (OPTION A)	
05/14/18	▲ 2	TA-18-B	Curved Shower Rod @ Accessible Tub (OPTION B)	
05/14/18	▲ 2	TA-19-A	Folding Shower Seat @ Accessible Roll-in Showers (OPTION A)	
05/14/18	▲ 2	TA-19-B	Folding Shower Seat @ Accessible Roll-in Showers (OPTION B)	
05/14/18	▲ 2	TA-20-A	Removable Seat @ Accessible Tub (OPTION A)	
05/14/18	▲ 2	TA-21	Baby Changing Station @ Public Restroom	
05/14/18	▲ 2	TA-22	Towel Bar @ Accessible Guest Bath	
VINYL COMPOSITION TILE				
05/14/18	▲ 2	VCT-01	Vinyl Composition Tile @ Housekeeping, Laundry, Linen Storage, and Employee Breakroom/Restroom	
WEBBING				
05/14/18	▲ 2	WEB-01	Polyester Webbing @ Media Wall	



Project Name: **V2.2 Prototypical Architectural Specs**
Project #: **Tru by Hilton**

Item Number: **ACT-03**
Item Description: **Acoustic Ceiling Tile @ Lobby, Corridors, Fitness, Employee Breakroom, Guest Laundry, & BOH Offices**

Issue Date: **05/14/18**

Revision(s): **05/29/20** **Δ 2**
Notes & Vendor Information Revised

Item Quantity:

Manufacturer: BASIS OF DESIGN

Source: SEE 'NOTES' BELOW

Address:

Address:

Phone:

Phone:

Fax:

Fax:

Contact:

Contact:

E-mail:

E-mail:

Web:

Web:

Product: Ultima Square Lay-In and Tegular/ #1912

Color/Finish: White/ DuraBrite Fine Texture

Size/Dimensions: 24"W x 24"D x 3/4"Thick

Notes:

*Use with Armstrong Suprafine 9/16" suspension system, White (WH)

Sound Absorption (NRC): 0.75

Sound Blocking (CAC): 35

Fire Performance: Class A (UL)

Light Reflectance: 90%

ASTM Classification: Type IV, Form 2, Pattern E

Refer to architectural drawings for location.

Optional exposed edge trim piece where drywall soffit is not used:

Armstrong AX16STR - 16" AXIOM Classic trim, 16"H x 3/4"D

RECOMMENDED VENDOR:

Armstrong Ceilings, Contact: Hilton is an Armstrong Ceilings National Account Partner. To ensure proper pricing is quoted, contact 800-442-4212, Armstrong National Account Customer Service or your local





Project Name: **V2.2 Prototypical Architectural Specs**
Project #: **Tru by Hilton**

Item Number: **ACT-03**
Item Description: **Acoustic Ceiling Tile @ Lobby,
Corridors, Fitness, Employee
Breakroom, Guest Laundry, & BOH
Offices**

Issue Date: **05/14/18**

Revision(s): **05/29/20** **Δ 2**
Notes & Vendor Information Revised

Item Quantity:

Manufacturer: **BASIS OF DESIGN**

Source: **SEE 'NOTES' BELOW**

Armstrong Ceiling Distributor and ask for Hilton
Account pricing. If you have any questions,
contact Cheryl Smith, Armstrong National
Account Manager, cbsmith@armstrongceilings.com

Required Item(s) for Designer Approval Prior to Fabrication:

Prepared By: AMC

☐ Seaming Diagram ☐ Strike-Off ☒ Finish Sample ☐ Cutting ☐ Shop Dwg's ☐ Prototype ☐ Flame Certificate

Instructions:

- All interpretations of these specifications MUST be submitted to Hilton for final approval prior to purchasing or implementation of any material.
- Installer must verify all quantities prior to ordering and installation.
- Must be of contract quality and suitable for commercial use.
- All materials and methods of construction must comply with all local fire and life safety codes for use in hotels and other public spaces, and Tru by Hilton Standards.



Project Name: **V2.2 Prototypical Architectural Specs**

Project #: **Tru by Hilton**

Item Number: **ACT-04**

Item Description: **2X4 Acoustic Ceiling Tile @ Employee Laundry & Linen Storage**

Issue Date: **05/14/18**

Revision(s): **05/29/20** **Δ 2**
Notes & Vendor Information Revised

Item Quantity:

Manufacturer: BASIS OF DESIGN

Source: SEE 'NOTES' BELOW

Address:

Address:

Phone:

Phone:

Fax:

Fax:

Contact:

Contact:

E-mail:

E-mail:

Web:

Web:

Product: Ultima Square Lay-In and Tegular/ #1906

Color/Finish: White/ DuraBrite Fine Texture

Size/Dimensions: 24"W x 48"L x 3/4"Thick

Notes:

*Use with Armstrong Suprafine 9/16" suspension system, White (WH)

Sound Absorption (NRC): 0.75

Sound Blocking (CAC): 35

Fire Performance: Class A (UL)

Light Reflectance: 90%

ASTM Classification: Type IV, Form 2, Pattern E

Refer to architectural drawings for location.

RECOMMENDED VENDOR:

Hilton is an Armstrong Ceilings National Account Partner. To ensure proper pricing is quoted, contact 800-442-4212, Armstrong National Account Customer Service or your local Armstrong Ceiling Distributor and ask for Hilton Account pricing. If you have any questions, contact Cheryl B. Smith, Armstrong National Account Manager, cbsmith@armstrongceilings.com



Required Item(s) for Designer Approval Prior to Fabrication:

Prepared By: MB

☐ Seaming Diagram ☐ Strike-Off ☒ Finish Sample ☐ Cutting ☐ Shop Dwgs ☐ Prototype ☐ Flame Certificate

Instructions:



Project Name: **V2.2 Prototypical Architectural Specs**

Item Number: **ACT-04**

Project #: **Tru by Hilton**

Item Description: **2X4 Acoustic Ceiling Tile @ Employee
Laundry & Linen Storage**

Issue Date: **05/14/18**

Revision(s): **05/29/20** **Δ 2**
Notes & Vendor Information Revised

Item Quantity:

Manufacturer: **BASIS OF DESIGN**

Source: **SEE 'NOTES' BELOW**

Instructions:

- All interpretations of these specifications **MUST** be submitted to Hilton for final approval prior to purchasing or implementation of any material.
- Installer must verify all quantities prior to ordering and installation.
- Must be of contract quality and suitable for commercial use.
- All materials and methods of construction must comply with all local fire and life safety codes for use in hotels and other public spaces, and Tru by Hilton Standards.



Project Name: **V2.2 Prototypical Architectural Specs**

Project #: **Tru by Hilton**

Issue Date: **05/14/18**

Revision(s):

Item Number: **B-01-A**

Item Description: **Vinyl Base @ Guestroom (OPTION A)**

Item Quantity:

Manufacturer: **BASIS OF DESIGN**

Address:

Phone:

Fax:

Contact:

E-mail:

Web:

Source: **SEE 'NOTES' BELOW**

Address:

Phone:

Fax:

Contact:

E-mail:

Web:

Product: **Reveal Millwork**
Color/Finish: **32 Pebble**
Size/Dimensions: **4.25" H x 0.25" D**

Notes: GC to provide estimated take-off quantities prior to purchasing.

RECOMMENDED VENDOR:
Johnsonite, Contact: Scott Stertmeyer, P:
440.534.8916, email: scott.stertmeyer@tarkett.com



Required Item(s) for Designer Approval Prior to Fabrication:

Prepared By: AMC

☐ Seaming Diagram ☐ Strike-Off ☒ Finish Sample ☐ Cutting ☐ Shop Dwgs ☐ Prototype ☐ Flame Certificate

Instructions:

- Must be of contract quality and suitable for commercial use.
- Installer to follow all manufacturer's installation guidelines for surface preparation and installation.
- Quantities to be verified by installer.
- All interpretations of these specifications MUST be submitted to Hilton for final approval prior to purchasing or implementation of any material.
- All materials and methods of construction must comply with all local fire and life safety codes for use in hotels and other public spaces, and Tru by Hilton Standards.



Project Name: **V2.2 Prototypical Architectural Specs**

Item Number: **B-01-B**

Project #: **Tru by Hilton**

Item Description: **Vinyl Base @ Guestroom (OPTION B)**

Issue Date: **05/14/18**

Revision(s):

Item Quantity:

Manufacturer: **BASIS OF DESIGN**

Source: **SEE 'NOTES' BELOW**

Address:

Address:

Phone:

Phone:

Fax:

Fax:

Contact:

Contact:

E-mail:

E-mail:

Web:

Web:

Product: **4.5" Detail Profile Base/ 150VS**

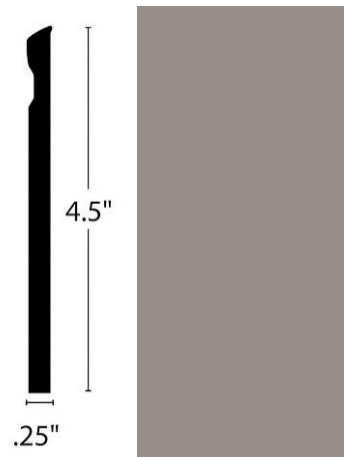
Color/Finish: **00760 Clay**

Size/Dimensions: **4.5"H x 0.25"**

Notes: GC to provide estimated take-off quantities prior to purchasing.

RECOMMENDED VENDOR:

Shaw Industries, Contact: Nancy Dickinson, P:
513.673.3600, email: nancy@dickinsoncontract.com



Required Item(s) for Designer Approval Prior to Fabrication:

Prepared By: AMC

☐ Seaming Diagram ☐ Strike-Off ☒ Finish Sample ☐ Cutting ☐ Shop Dwgs ☐ Prototype ☐ Flame Certificate

Instructions:

- Must be of contract quality and suitable for commercial use.
- Installer to follow all manufacturer's installation guidelines for surface preparation and installation.
- Quantities to be verified by installer.
- All interpretations of these specifications MUST be submitted to Hilton for final approval prior to purchasing or implementation of any material.
- All materials and methods of construction must comply with all local fire and life safety codes for use in hotels and other public spaces, and Tru by Hilton Standards.



Project Name: **V2.2 Prototypical Architectural Specs**
Project #: **Tru by Hilton**

Item Number: **B-03-A**
Item Description: **Vinyl Base @ Lobby, Corridors, Typical Elevator Lobbies, and Fitness Center (OPTION A)**

Issue Date: **05/14/18**
Revision(s):

Item Quantity:

Manufacturer: **BASIS OF DESIGN**
Address:

Source: **SEE 'NOTES' BELOW**
Address:

Phone:
Fax:
Contact:
E-mail:
Web:

Phone:
Fax:
Contact:
E-mail:
Web:

Product: **Reveal Millwork**
Color/Finish: **63 Burnt Umber**
Size/Dimensions: **4.25" H x 0.25" D**

Notes: GC to provide estimated take-off quantities prior to purchasing.

RECOMMENDED VENDOR:
Johnsonite, Contact: Scott Stertmeyer, P:
440.534.8916, email: scott.stertmeyer@tarkett.com



Required Item(s) for Designer Approval Prior to Fabrication:

Prepared By: **AMC**

☐ Seaming Diagram ☐ Strike-Off ☒ Finish Sample ☐ Cutting ☐ Shop Dwgs ☐ Prototype ☐ Flame Certificate

Instructions:

- Must be of contract quality and suitable for commercial use.
- Installer to follow all manufacturer's installation guidelines for surface preparation and installation.
- Quantities to be verified by installer.
- All interpretations of these specifications MUST be submitted to Hilton for final approval prior to purchasing or implementation of any material.
- All materials & methods of construction must comply with all local fire & life safety codes for use in hotels, and Tru by Hilton Standards.



Project Name: **V2.2 Prototypical Architectural Specs**
Project #: **Tru by Hilton**

Item Number: **B-03-B**
Item Description: **Vinyl Base @ Lobby, Corridors, Typical Elevator Lobbies, and Fitness Center (OPTION B)**

Issue Date: **05/14/18**
Revision(s):

Item Quantity:

Manufacturer: **BASIS OF DESIGN**
Address:

Source: **SEE 'NOTES' BELOW**
Address:

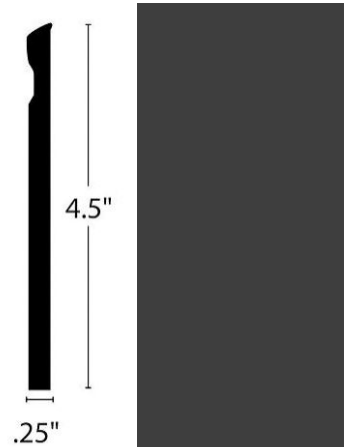
Phone:
Fax:
Contact:
E-mail:
Web:

Phone:
Fax:
Contact:
E-mail:
Web:

Product: **150VS 4.5" Detail Profile**
Color/Finish: **00580 Slate**
Size/Dimensions: **4.5" H x 0.25" D**

Notes: GC to provide estimated take-off quantities prior to purchasing.

RECOMMENDED VENDOR:
Shaw Industries, Contact: Nancy Dickinson, P:
513.673.3600, email: nancy@dickinsoncontract.com



Required Item(s) for Designer Approval Prior to Fabrication:

Prepared By: **AMC**

☐ Seaming Diagram ☐ Strike-Off ☒ Finish Sample ☐ Cutting ☐ Shop Dwgs ☐ Prototype ☐ Flame Certificate

Instructions:

- Must be of contract quality and suitable for commercial use.
- Installer to follow all manufacturer's installation guidelines for surface preparation and installation.
- Quantities to be verified by installer.
- All interpretations of these specifications MUST be submitted to Hilton for final approval prior to purchasing or implementation of any material.
- All materials & methods of construction must comply with all local fire & life safety codes for use in hotels, and Tru by Hilton Standards.



Project Name: **V2.2 Prototypical Architectural Specs**
Project #: **Tru by Hilton**

Item Number: **B-05-A**
Item Description: **Vinyl Base @ Back of House,
Stairwells, & Employee
Breakroom/Restroom (OPTION A)**

Issue Date: **05/14/18**
Revision(s):

Item Quantity:

Manufacturer: **BASIS OF DESIGN**
Address:

Source: **SEE 'NOTES' BELOW**
Address:

Phone:
Fax:
Contact:
E-mail:
Web:

Phone:
Fax:
Contact:
E-mail:
Web:

Product: **Traditional 4" Vinyl Base**
Color/Finish: **63 Burnt Umber**
Size/Dimensions: **4"H x 0.45"D**

Notes: GC to provide estimated take-off quantities prior to purchasing.

RECOMMENDED VENDOR:
Johnsonite, Contact: Scott Stertmeyer, P:
440.534.8916, email: scott.stertmeyer@tarkett.com



Required Item(s) for Designer Approval Prior to Fabrication:

Prepared By: **AMC**

☐ Seaming Diagram ☐ Strike-Off ☒ Finish Sample ☐ Cutting ☐ Shop Dwgs ☐ Prototype ☐ Flame Certificate

Instructions:

- Must be of contract quality and suitable for commercial use.
- Installer to follow all manufacturer's installation guidelines for surface preparation and installation.
- Quantities to be verified by installer.
- All interpretations of these specifications MUST be submitted to Hilton for final approval prior to purchasing or implementation of any material.
- All materials and methods of construction must comply with all local fire and life safety codes for use in hotels and other public spaces, and Tru by Hilton Standards.



Project Name: **V2.2 Prototypical Architectural Specs**
Project #: **Tru by Hilton**

Item Number: **B-05-B**
Item Description: **Vinyl Base @ Back of House,
Stairwells, & Employee
Breakroom/Restroom (OPTION B)**

Issue Date: **05/14/18**
Revision(s):

Item Quantity:

Manufacturer: **BASIS OF DESIGN**
Address:

Source: **SEE 'NOTES' BELOW**
Address:

Phone:
Fax:
Contact:
E-mail:
Web:

Phone:
Fax:
Contact:
E-mail:
Web:

Product: **4" Cove Base/ 148VS**
Color/Finish: **00580 Slate**
Size/Dimensions: **4"H x 0.125"D**

Notes: **GC to provide estimated take-off quantities prior to purchasing.**

RECOMMENDED VENDOR:
Shaw Industries, Contact: Nancy Dickinson, P:
513.673.3600, email: nancy@dickinsoncontract.com



Required Item(s) for Designer Approval Prior to Fabrication:

Prepared By: **AMC**

☐ Seaming Diagram ☐ Strike-Off ☒ Finish Sample ☐ Cutting ☐ Shop Dwgs ☐ Prototype ☐ Flame Certificate

Instructions:

- Must be of contract quality and suitable for commercial use.
- Installer to follow all manufacturer's installation guidelines for surface preparation and installation.
- Quantities to be verified by installer.
- All interpretations of these specifications MUST be submitted to Hilton for final approval prior to purchasing or implementation of any material.
- All materials and methods of construction must comply with all local fire and life safety codes for use in hotels and other public spaces, and Tru by Hilton Standards.



Project Name: **V2.2 Prototypical Architectural Specs**

Item Number: **CD-01**

Project #: **Tru by Hilton**

Item Description: **Corner Guards @ Guestroom**

Issue Date: **05/14/18**

Revision(s): **05/29/20** **Δ 2**
Vendor Information Revised

Item Quantity:

Manufacturer: BASIS OF DESIGN

Source: SEE 'NOTES' BELOW

Address:

Address:

Phone:

Phone:

Fax:

Fax:

Contact:

Contact:

E-mail:

E-mail:


Web:

Web:

Product: Tape-On 90 Degree
Color/Finish: 0151 Graystone
Size/Dimensions: 3/4" x 3/4" x full height

Notes:

***RECOMMENDED VENDOR:**
InPro Corporation, Contact: Heidi Roso, P:
292.679.9010, email: hroso@inprocorp.com,
Company address: Inpro S80 W18766 Apollo Dr
Muskego, WI 53150, website: www.inprocorp.com



Required Item(s) for Designer Approval Prior to Fabrication:

Prepared By: AMC

☐ Seaming Diagram ☐ Strike-Off ☒ Finish Sample ☐ Cutting ☐ Shop Dwgs ☐ Prototype ☐ Flame Certificate

Instructions:

- Must be of contract quality and suitable for commercial use.
- All materials and methods of construction must comply with all local fire and life safety codes for use in hotels and other public spaces, and Tru by Hilton Standards.
- All interpretations of these specifications MUST be submitted to Hilton for final approval prior to purchasing or implementation of any material.
- Installer must verify all quantities prior to ordering and installation.
- Quantities to be verified by installer.



Project Name: **V2.2 Prototypical Architectural Specs**
Project #: **Tru by Hilton**

Item Number: **CD-03**
Item Description: **Light Gray Corner Guards @ Guest Corridors & Elevator Lobbies**

Issue Date: **05/14/18**

Revision(s): **05/29/20** **Δ 2**
Vendor Information Revised

Item Quantity:

Manufacturer: BASIS OF DESIGN
Address:

Source: SEE 'NOTES' BELOW
Address:

Phone:
Fax:
Contact:
E-mail:
Web:


Phone:
Fax:
Contact:
E-mail:
Web:

Product: Tape-On 90 Degree
Color/Finish: 0106 Dove Gray
Size/Dimensions: 3/4" x 3/4" x full height

Notes:

*Refer to WC-06 for coordinating wallcovering at Guest Corridor and Elevator Lobby walls.

RECOMMENDED VENDOR:
InPro Corporation, Contact: Heidi Roso, P:
292.679.9010, email: hroso@inprocorp.com,
Company address: Inpro S80 W18766 Apollo Dr
Muskego, WI 53150, website: www.inprocorp.com



Required Item(s) for Designer Approval Prior to Fabrication:

Prepared By: MB

☐ Seaming Diagram ☐ Strike-Off ☒ Finish Sample ☐ Cutting ☐ Shop Dwgs ☐ Prototype ☐ Flame Certificate

Instructions:

- All interpretations of these specifications MUST be submitted to Hilton for final approval prior to purchasing or implementation of any material.
- Installer must verify all quantities prior to ordering and installation.
- Must be of contract quality and suitable for commercial use.
- All materials and methods of construction must comply with all local fire and life safety codes for use in hotels and other public spaces, and Tru by Hilton Standards.
- Quantities to be verified by installer.



Project Name: **V2.2 Prototypical Architectural Specs**
Project #: **Tru by Hilton**

Item Number: **CD-04**
Item Description: **Dark Gray Corner Guards @ Game Area Column**

Issue Date: **05/14/18**

Revision(s): **05/29/20** **Δ 2**
Vendor Information Revised

Item Quantity:

Manufacturer: BASIS OF DESIGN
Address:

Source: SEE 'NOTES' BELOW
Address:

Phone:
Fax:
Contact:
E-mail:
Web:


Phone:
Fax:
Contact:
E-mail:
Web:

Product: Tape-On 90 Degree
Color/Finish: 0372 Storm Cloud
Size/Dimensions: 3/4" x 3/4" x full height

Notes:

*Refer to WC-19 for coordinating wallcovering at Game Area column.

RECOMMENDED VENDOR:
InPro Corporation, Contact: Heidi Roso, P:
292.679.9010, email: hroso@inprocorp.com,
Company Address: Inpro S80 W18766 Apollo Dr
Muskego, WI 53150, Website: www.inprocorp.com



Required Item(s) for Designer Approval Prior to Fabrication:

Prepared By: MM

☐ Seaming Diagram ☐ Strike-Off ☒ Finish Sample ☐ Cutting ☐ Shop Dwgs ☐ Prototype ☐ Flame Certificate

Instructions:

- All interpretations of these specifications MUST be submitted to Hilton for final approval prior to purchasing or implementation of any material.
- Installer must verify all quantities prior to ordering and installation.
- Must be of contract quality and suitable for commercial use.
- All materials and methods of construction must comply with all local fire and life safety codes for use in hotels and other public spaces, and Tru by Hilton Standards.
- Quantities to be verified by installer.



Project Name: **V2.2 Prototypical Architectural Specs**

Item Number: **EX-01**

Project #: **Tru by Hilton**

Item Description: **EIFS Wall Cladding A**

Issue Date: **05/14/18**

Revision(s): **05/29/20** **Δ 2**
Product Name & Number Revised

Item Quantity:

Manufacturer: BASIS OF DESIGN

Source: SEE 'NOTES' BELOW

Address:

Address:

Phone:

Phone:

Fax:

Fax:

Contact:

Contact:

E-mail:

E-mail:

Web:

Web:

Product: *Dryvit "Demandit Smooth" Architectural Coating

Color/Finish: *TRUH 02 1085S - with "StratoTone", high performance colorant - Pantone 7C Black, OR Benjamin Moore 15

Size/Dimensions: Refer to architectural drawings for locations.

Notes: Must have anti-fade finish.

RECOMMENDED VENDOR:
Dryvit Systems, Inc., Contact: Robert Dazel, P:
734.243.9301, email: bob.dazel@dryvit.com

Required Item(s) for Designer Approval Prior to Fabrication:

Prepared By: AMC

☐ Seaming Diagram ☐ Strike-Off ☒ Finish Sample ☐ Cutting ☐ Shop Dwgs ☐ Prototype ☐ Flame Certificate

Instructions:

- All interpretations of these specifications MUST be submitted to Hilton for final approval prior to purchasing or implementation of any material.
- All materials and methods of construction must comply with all local fire and life safety codes for use in hotels and other public spaces, and Tru by Hilton Standards.
- Refer to Architectural drawings for details and location.



Project Name: **V2.2 Prototypical Architectural Specs**

Item Number: **EX-02**

Project #: **Tru by Hilton**

Item Description: **EIFS Wall Cladding B**

Issue Date: **05/14/18**

Revision(s): **05/29/20** **Δ 2**
Product Number Revised

Item Quantity:

Manufacturer: BASIS OF DESIGN

Source: SEE 'NOTES' BELOW

Address:

Address:

Phone:

Phone:

Fax:

Fax:

Contact:

Contact:

E-mail:

E-mail:

Web:

Web:

Product: Dryvit Sandblast HDP- Hydrophobic

Color/Finish: *TRUH 01 2739- Dryvit #613B Overcast, OR to match Benjamin Moore 1465 Nimbus

Size/Dimensions: Refer to architectural drawings for locations.

Notes: RECOMMENDED VENDOR:
Dryvit Systems, Inc., Contact: Robert Dazel, P:
734.243.9301, email: bob.dazel@dryvit.com



Required Item(s) for Designer Approval Prior to Fabrication:

Prepared By: AMC

☐ Seaming Diagram ☐ Strike-Off ☒ Finish Sample ☐ Cutting ☐ Shop Dwgs ☐ Prototype ☐ Flame Certificate

Instructions:

- All interpretations of these specifications MUST be submitted to Hilton for final approval prior to purchasing or implementation of any material.
- All materials and methods of construction must comply with all local fire and life safety codes for use in hotels and other public spaces, and Tru by Hilton Standards.
- Refer to Architectural drawings for details and location.



Project Name: **V2.2 Prototypical Architectural Specs**

Item Number: **EX-03**

Project #: **Tru by Hilton**

Item Description: **EIFS Wall Cladding C**

Issue Date: **05/14/18**

Revision(s):

Item Quantity:

Manufacturer: BASIS OF DESIGN

Source: SEE 'NOTES' BELOW

Address:

Address:

Phone:

Phone:

Fax:

Fax:

Contact:

Contact:

E-mail:

E-mail:


Web:

Web:

Product: Dryvit - TerraNeo Polished Granite

Color/Finish: TRUH 03 1101- Dryvit #207 Glacier

Size/Dimensions: Refer to architectural drawings for locations.



Notes:

RECOMMENDED VENDOR:

Dryvit Systems, Inc., Contact: Robert Dazel, P:
734.243.9301, email: bob.dazel@dryvit.com

Required Item(s) for Designer Approval Prior to Fabrication:

Prepared By: AMC

☐ Seaming Diagram ☐ Strike-Off ☒ Finish Sample ☐ Cutting ☐ Shop Dwgs ☐ Prototype ☐ Flame Certificate

Instructions:

- All interpretations of these specifications MUST be submitted to Hilton for final approval prior to purchasing or implementation of any material.
- All materials and methods of construction must comply with all local fire and life safety codes for use in hotels and other public spaces, and Tru by Hilton Standards.
- Refer to Architectural drawings for details and location.



Project Name: **V2.2 Prototypical Architectural Specs**

Item Number: **EX-04-A**

Project #: **Tru by Hilton**

Item Description: **EIFS Wall Cladding D (OPTION A)**

Issue Date: **05/14/18**

Revision(s): **05/29/20** **Δ 2**
Notes & Product Name Revised

Item Quantity:

Manufacturer: BASIS OF DESIGN

Source: SEE 'NOTES' BELOW

Address:

Address:

Phone:

Phone:

Fax:

Fax:

Contact:

Contact:

E-mail:

E-mail:

Web:

Web:

Product: ***Dryvit - "Demandit Smooth" Architectural Coating**

Color/Finish: Minimum of 2 coats of colors 1-5 over Sandblast HDP- TRUH 01 2740. See Notes below.

Size/Dimensions: Refer to architectural drawings for locations. Refer to 16E/ A5.01 for color diagram.

Notes: ***OPTION A: Pick Pantone OR Benjamin Moore Color Selection**

COLOR 1: TRUH 04 1085S w/ "StratoTone" high performance colorant- Pantone PMS Process Yellow, OR Benjamin Moore 2022-30 Bright Yellow

COLOR 2: TRUH 05 1085S w/ "StratoTone" high performance colorant- Pantone PMS Process Cyan, OR Sherwin Williams SW6955 Impromptu

COLOR 3: TRUH 06 1085S w/ "StratoTone" high performance colorant- Pantone PMS #317C, OR Benjamin Moore 2048-60 Jamaican Aqua

COLOR 4: TRUH 07 1085S w/ "StratoTone" high performance colorant- Pantone PMS #2955C, OR Benjamin Moore 2061-20 Champion Cobalt

COLOR 5: TRUH 08 1085S w/ "StratoTone" high performance colorant- Pantone PMS #2685C, OR Benjamin Moore 2071-10 Exotic Purple

**RECOMMENDED VENDOR:
Dryvit Systems, Inc., Conta**



Project Name: **V2.2 Prototypical Architectural Specs**

Item Number: **EX-04-A**

Project #: **Tru by Hilton**

Item Description: **EIFS Wall Cladding D (OPTION A)**

Issue Date: **05/14/18**

Revision(s): **05/29/20** **Δ 2**
Notes & Product Name Revised

Item Quantity:

Manufacturer: **BASIS OF DESIGN**

Source: **SEE 'NOTES' BELOW**

Required Item(s) for Designer Approval Prior to Fabrication:

Prepared By: **AMC**

☐ Seaming Diagram ☐ Strike-Off ☒ Finish Sample ☐ Cutting ☐ Shop Dwgs ☐ Prototype ☐ Flame Certificate

Instructions:

- All interpretations of these specifications **MUST** be submitted to Hilton for final approval prior to purchasing or implementation of any material.
- All materials and methods of construction must comply with all local fire and life safety codes for use in hotels and other public spaces, and Tru by Hilton Standards.
- Refer to Architectural drawings for details and location.



Project Name: **V2.2 Prototypical Architectural Specs**

Item Number: **EX-04-B**

Project #: **Tru by Hilton**

Item Description: **EIFS Wall Cladding D (OPTION B)**

Issue Date: **12/20/19**

Revision(s): **05/29/20** **Δ 2**
Notes & Product Name Revised

Item Quantity:

Manufacturer: BASIS OF DESIGN

Source: SEE 'NOTES' BELOW

Address:

Address:

Phone:

Phone:

Fax:

Fax:

Contact:

Contact:

E-mail:

E-mail:

Web:

Web:

Product: *Dryvit - "Demandit Smooth" Architectural Coating

Color/Finish: Minimum of 2 coats of colors 1-5 over Sandblast HDP- TRUH 01 2740. See Notes below.

Size/Dimensions: Refer to architectural drawings for locations. Refer to 16E/ A5.01 for color diagram.

Notes:

*OPTION B: Pick Pantone OR Sherwin Williams Color Selection

COLOR 1: TRUH 04 1085S w/ "StratoTone" high performance colorant- Pantone PMS Process Yellow, OR Sherwin Williams SW 6911 Confident Yellow

COLOR 2: TRUH 05 1085S w/ "StratoTone" high performance colorant- Pantone PMS Process Cyan, OR Sherwin Williams SW 6955 Impromptu

COLOR 3: TRUH 06 1085S w/ "StratoTone" high performance colorant- Pantone PMS #317C, OR Sherwin Williams SW 6765 Spa

COLOR 4: TRUH 07 1085S w/ "StratoTone" high performance colorant- Pantone PMS #2955C, OR Sherwin Williams SW 6510 Loyal Blue

COLOR 5: TRUH 08 1085S w/ "StratoTone" high performance colorant- Pantone PMS #2685C, OR Sherwin Williams SW 6559 Concord Grape

RECOMMENDED VENDOR:
Dryvit Systems, Inc., Conta



Project Name: **V2.2 Prototypical Architectural Specs**

Item Number: **EX-04-B**

Project #: **Tru by Hilton**

Item Description: **EIFS Wall Cladding D (OPTION B)**

Issue Date: **12/20/19**

Revision(s): **05/29/20** **Δ 2**
Notes & Product Name Revised

Item Quantity:

Manufacturer: **BASIS OF DESIGN**

Source: **SEE 'NOTES' BELOW**

Required Item(s) for Designer Approval Prior to Fabrication:

Prepared By: **ACr**

<input type="checkbox"/> Seaming Diagram	<input type="checkbox"/> Strike-Off	<input checked="" type="checkbox"/> Finish Sample	<input type="checkbox"/> Cutting	<input type="checkbox"/> Shop Dwgs	<input type="checkbox"/> Prototype	<input type="checkbox"/> Flame Certificate
--	-------------------------------------	---	----------------------------------	------------------------------------	------------------------------------	--

Instructions:

- All interpretations of these specifications MUST be submitted to Hilton for final approval prior to purchasing or implementation of any material.
- All materials and methods of construction must comply with all local fire and life safety codes for use in hotels and other public spaces, and Tru by Hilton Standards.
- Refer to Architectural drawings for details and location.



Project Name: **V2.2 Prototypical Architectural Specs**

Item Number: **EX-05**

Project #: **Tru by Hilton**

Item Description: **EIFS Wall Cladding E**

Issue Date: **05/14/18**

Revision(s):

Item Quantity:

Manufacturer: BASIS OF DESIGN

Source: SEE 'NOTES' BELOW

Address:

Address:

Phone:

Phone:

Fax:

Fax:

Contact:

Contact:

E-mail:

E-mail:

Web:

Web:

Product: Dryvit Sandblast DPR

Color/Finish: See "Notes" Below

Size/Dimensions: Refer to architectural drawings for locations.

Notes: COLOR: TRUH 05 1030S with "StatoTone" high performance colorant - Pantone PMS Process Cyan, OR Sherwin Williams SW 6995 Impromptu

RECOMMENDED VENDOR:
Dryvit Systems, Inc., Contact: Robert Dazel, P:
734.243.9301, email: bob.dazel@dryvit.com

Required Item(s) for Designer Approval Prior to Fabrication:

Prepared By: AMC

☐ Seaming Diagram ☐ Strike-Off ☒ Finish Sample ☐ Cutting ☐ Shop Dwgs ☐ Prototype ☐ Flame Certificate

Instructions:

- All interpretations of these specifications MUST be submitted to Hilton for final approval prior to purchasing or implementation of any material.
- All materials and methods of construction must comply with all local fire and life safety codes for use in hotels and other public spaces, and Tru by Hilton Standards.
- Refer to Architectural drawings for details and location.



Project Name: **V2.2 Prototypical Architectural Specs**

Item Number: **EX-06-A**

Project #: **Tru by Hilton**

Item Description: **EIFS Wall Cladding F (OPTION A)**

Issue Date: **05/14/18**

Revision(s): **05/29/20** **Δ 2**
Finish Revised

Item Quantity:

Manufacturer: BASIS OF DESIGN

Source: SEE 'NOTES' BELOW

Address:

Address:

Phone:

Phone:

Fax:

Fax:

Contact:

Contact:

E-mail:

E-mail:

Web:


Web:

Product: Dryvit Sandblast HDP - Hydrophobic

Color/Finish: *TRUH 09 2740 - Dryvit #615A Tattletale, OR to match Benjamin Moore 1461 Sterling Silver

Size/Dimensions: Refer to architectural drawings for locations.

Notes: RECOMMENDED VENDOR:
Dryvit Systems, Inc., Contact: Robert Dazel, P:
734.243.9301, email: bob.dazel@dryvit.com



Required Item(s) for Designer Approval Prior to Fabrication:

Prepared By: AMC

☐ Seaming Diagram ☐ Strike-Off ☒ Finish Sample ☐ Cutting ☐ Shop Dwgs ☐ Prototype ☐ Flame Certificate

Instructions:

- All interpretations of these specifications MUST be submitted to Hilton for final approval prior to purchasing or implementation of any material.
- All materials and methods of construction must comply with all local fire and life safety codes for use in hotels and other public spaces, and Tru by Hilton Standards.
- Refer to Architectural drawings for details and location.



Project Name: **V2.2 Prototypical Architectural Specs**

Item Number: **EX-06-B**

Project #: **Tru by Hilton**

Item Description: **EIFS Wall Cladding F (OPTION B)**

Issue Date: **12/20/19**

Revision(s): **05/29/20** **Δ 2**
Finish Revised

Item Quantity:

Manufacturer: BASIS OF DESIGN

Source: SEE 'NOTES' BELOW

Address:

Address:

Phone:

Phone:

Fax:

Fax:

Contact:

Contact:

E-mail:

E-mail:

Web:

Web:

Product: Dryvit Sandblast HDP - Hydrophobic

Color/Finish: *TRUH 09 2740 - Dryvit #615A Tattletale, OR to match Sherwin Williams SW 7670 Gray Shingle

Size/Dimensions: Refer to architectural drawings for locations.

Notes:

RECOMMENDED VENDOR:
Dryvit Systems, Inc., Contact: Robert Dazel, P:
734.243.9301, email: bob.dazel@dryvit.com

Required Item(s) for Designer Approval Prior to Fabrication:

Prepared By: ACr

☐ Seaming Diagram ☐ Strike-Off ☒ Finish Sample ☐ Cutting ☐ Shop Dwgs ☐ Prototype ☐ Flame Certificate

Instructions:

- All interpretations of these specifications MUST be submitted to Hilton for final approval prior to purchasing or implementation of any material.
- All materials and methods of construction must comply with all local fire and life safety codes for use in hotels and other public spaces, and Tru by Hilton Standards.
- Refer to Architectural drawings for details and location.



Project Name: **V2.2 Prototypical Architectural Specs**
Project #: **Tru by Hilton**

Item Number: **EX-07-A**
Item Description: **Entry Finish 1 - Outdoor High Pressure Laminate Panel (OPTION A)**

Issue Date: **05/14/18**

Revision(s): **05/29/20** **Δ 2**
Color & Vendor Information Revised

Item Quantity:

Manufacturer: BASIS OF DESIGN
Address:

Source: SEE 'NOTES' BELOW
Address:

Phone:
Fax:
Contact:
E-mail:
Web:

Phone:
Fax:
Contact:
E-mail:
Web:

Product: Trespa® Meteon®
Color/Finish: ***Trespa Meteon A22.1.6 Royal Blue**
Size/Dimensions: Refer to architectural drawings for locations.

Notes: ***RECOMMENDED VENDOR:**
Trespa, Contact: Linda Fogazzi, P: 416.938.4031
email: linda@ats-sales.ca



Required Item(s) for Designer Approval Prior to Fabrication:

Prepared By: AMC

☐ Seaming Diagram ☐ Strike-Off ☒ Finish Sample ☐ Cutting ☐ Shop Dwgs ☐ Prototype ☐ Flame Certificate

Instructions:

- All interpretations of these specifications MUST be submitted to Hilton for final approval prior to purchasing or implementation of any material.
- All materials and methods of construction must comply with all local fire and life safety codes for use in hotels and other public spaces, and Tru by Hilton Standards.
- Refer to Architectural drawings for details and location.



Project Name: **V2.2 Prototypical Architectural Specs**

Project #: **Tru by Hilton**

Item Number: **EX-07-B**

Item Description: **Entry Finish 1 - EIFS Wall Cladding (OPTION B)**

Issue Date: **05/14/18**

Revision(s):

Item Quantity:

Manufacturer: **BASIS OF DESIGN**

Source: **SEE 'NOTES' BELOW**

Address:

Address:

Phone:

Phone:

Fax:

Fax:

Contact:

Contact:

E-mail:

E-mail:

Web:

Web:

Product: **Dryvit Finesse DPR**

Color/Finish: **See Notes**

Size/Dimensions: **Refer to architectural drawings for locations.**

Notes: **Apply in strict accordance with Dryvit DS 859 Data Sheet – second coat can be sanded.**

Apply a minimum of 2 coats of TRUH 05 1085S with "StratoTone" high performance colorant or equal.

Color to match Pantone PMS Process Cyan, OR Sherwin Williams SW6955 Impromptu.

RECOMMENDED VENDOR:

Dryvit Systems, Inc., Contact: Robert Dazel, P: 734.243.9301, email: bob.dazel@dryvit.com



Required Item(s) for Designer Approval Prior to Fabrication:

Prepared By: MM

☐ Seaming Diagram ☐ Strike-Off ☒ Finish Sample ☐ Cutting ☐ Shop Dwgs ☐ Prototype ☐ Flame Certificate

Instructions:

- All interpretations of these specifications MUST be submitted to Hilton for final approval prior to purchasing or implementation of any material.
- All materials and methods of construction must comply with all local fire and life safety codes for use in hotels and other public spaces, and Tru by Hilton Standards.
- Refer to Architectural drawings for details and location.



Project Name: **V2.2 Prototypical Architectural Specs**

Project #: **Tru by Hilton**

Item Number: **EX-08-A**

Item Description: **Entry Finish 2 - Outdoor High Pressure Laminate Panel (OPTION A)**

Issue Date: **05/14/18**

Revision(s): **05/29/20** **Δ 2**
Color & Vendor Information Revised

Item Quantity:

Manufacturer: BASIS OF DESIGN

Source: SEE 'NOTES' BELOW

Address:

Address:

Phone:

Phone:

Fax:

Fax:

Contact:

Contact:

E-mail:

E-mail:

Web:

Web:

Product: Trespa® Meteon®

Color/Finish: *Trespa Meteon A41.0.6 Mojito Green

Size/Dimensions: Refer to architectural drawings for locations.

Notes:

*RECOMMENDED VENDOR:
Trespa, Contact: Linda Fogazzi, P: 416.938.4031
email: linda@ats-sales.ca

Required Item(s) for Designer Approval Prior to Fabrication:

Prepared By: AMC

☐ Seaming Diagram ☐ Strike-Off ☒ Finish Sample ☐ Cutting ☐ Shop Dwgs ☐ Prototype ☐ Flame Certificate

Instructions:

- All interpretations of these specifications MUST be submitted to Hilton for final approval prior to purchasing or implementation of any material.
- All materials and methods of construction must comply with all local fire and life safety codes for use in hotels and other public spaces, and Tru by Hilton Standards.
- Refer to Architectural drawings for details and location.



Project Name: **V2.2 Prototypical Architectural Specs**
Project #: **Tru by Hilton**

Item Number: **EX-08-B**
Item Description: **Entry Finish 2 - EIFS Wall Cladding (OPTION B)**

Issue Date: **05/14/18**

Revision(s): **12/20/19** **Δ 2**
Notes Revised

Item Quantity:

Manufacturer: BASIS OF DESIGN
Address:

Source: SEE 'NOTES' BELOW
Address:

Phone:
Fax:
Contact:
E-mail:
Web:

Phone:
Fax:
Contact:
E-mail:
Web:

Product: Dryvit Finesse DPR
Color/Finish: See Notes
Size/Dimensions: Refer to architectural drawings for locations.

Notes:

*Apply in strict accordance with Dryvit DS 859 Data Sheet – second coat can be sanded.

Apply a minimum of 2 coats of TRUH 04 1085S with "StratoTone" high performance colorant or equal.

Color to match Pantone PMS Process Yellow, OR one of the approved paint colors below:
Benjamin Moore 2022-30 Bright Yellow
Sherwin Williams SW6911 Confident Yellow

RECOMMENDED VENDOR:
Dryvit Systems, Inc., Contact: Robert Dazel, P:
734.243.9301, email: bob.dazel@dryvit.com

Required Item(s) for Designer Approval Prior to Fabrication:

Prepared By: MM

☐ Seaming Diagram ☐ Strike-Off ☒ Finish Sample ☐ Cutting ☐ Shop Dwgs ☐ Prototype ☐ Flame Certificate

Instructions:

- All interpretations of these specifications MUST be submitted to Hilton for final approval prior to purchasing or implementation of any material.
- All materials and methods of construction must comply with all local fire and life safety codes for use in hotels and other public spaces, and Tru by Hilton Standards.
- Refer to Architectural drawings for details and location.



Project Name: **V2.2 Prototypical Architectural Specs**
Project #: **Tru by Hilton**

Item Number: **EX-09-A**
Item Description: **Paint @ Exterior Stair Doors & Door Frames (OPTION A)**

Issue Date: **05/14/18**

Revision(s): **05/29/20** **Δ 2**
Vendor Information Revised

Item Quantity:

Manufacturer: BASIS OF DESIGN
Address:

Source: SEE 'NOTES' BELOW
Address:


Phone:
Fax:
Contact:
E-mail:
Web:

Phone:
Fax:
Contact:
E-mail:
Web:

Product: Grand Entrance Waterborne Alkyd
Color/Finish: 1596 Nightfall / High Gloss 148

Notes:

***RECOMMENDED VENDOR:**
Benjamin Moore, Contact: Paul Ballas, P:
908.902.6314, email:
paul.ballas@benjaminmoore.com



Required Item(s) for Designer Approval Prior to Fabrication:

Prepared By: MM

☐ Seaming Diagram ☐ Strike-Off ☐ Finish Sample ☐ Cutting ☐ Shop Dwgs ☐ Prototype ☐ Flame Certificate

Instructions:

- 1 coat primer, 2 coats paint.
- All paints to be low VOC.
- All interpretations of these specifications MUST be submitted to Hilton for final approval prior to purchasing or implementation of any material.
- All materials and methods of construction must comply with all local fire and life safety codes for use in hotels and other public spaces, and Tru by Hilton Standards.
- Refer to Architectural drawings for details and location.



Project Name: **V2.2 Prototypical Architectural Specs**
Project #: **Tru by Hilton**

Item Number: **EX-09-B**
Item Description: **Paint @ Exterior Stair Doors & Door Frames (OPTION B)**

Issue Date: **12/20/19**

Revision(s): **12/20/19** **Δ 2**
New Specification

Item Quantity:

Manufacturer: BASIS OF DESIGN
Address:

Source: SEE 'NOTES' BELOW
Address:

Phone:
Fax:
Contact:
E-mail:
Web:

Phone:
Fax:
Contact:
E-mail:
Web:

Product: Grand Entrance Waterborne Alkyd
Color/Finish: SW 6994 Greenblack / High Gloss

Notes: RECOMMENDED VENDOR:
Sherwin Williams, Contact: Matt Wessel, P:
412.953.9872, email:
matthew.m.wessel@sherwin.com



Required Item(s) for Designer Approval Prior to Fabrication:

Prepared By: ACR

☐ Seaming Diagram ☐ Strike-Off ☒ Finish Sample ☐ Cutting ☐ Shop Dwgs ☐ Prototype ☐ Flame Certificate

Instructions:

- 1 coat primer, 2 coats paint.
- All paints to be low VOC.
- All interpretations of these specifications MUST be submitted to Hilton for final approval prior to purchasing or implementation of any material.
- All materials and methods of construction must comply with all local fire and life safety codes for use in hotels and other public spaces, and Tru by Hilton Standards.
- Refer to Architectural drawings for details and location.



Project Name: **V2.2 Prototypical Architectural Specs**
Project #: **Tru by Hilton**

Item Number: **EX-10-A**
Item Description: **EIFS Finish @ Optional Porte Cochere (OPTION A)**

Issue Date: **05/14/18**

Revision(s): **05/29/20** **Δ 2**
Product Name Revised

Item Quantity:

Manufacturer: BASIS OF DESIGN
Address:

Source: SEE 'NOTES' BELOW
Address:

Phone:
Fax:
Contact:
E-mail:
Web:

Phone:
Fax:
Contact:
E-mail:
Web:

Product: ***Dryvit - "Demandit Smooth" Architectural Coating**

Color/Finish: See Notes

Size/Dimensions: Refer to architectural drawings for locations.

Notes: Color: TRUH 04 1085S with "StratoTone" high performance colorant- Pantone PMS Process Yellow, OR Benjamin Moore 2022-30 Bright Yellow

Minimum of 2 Coats over Sandblast HDP- TRUH 01 2740

RECOMMENDED VENDOR:
Dryvit Systems, Inc., Contact: Robert Dazel, P:
734.243.9301, email: bob.dazel@dryvit.com



Required Item(s) for Designer Approval Prior to Fabrication:

Prepared By: MM

☐ Seaming Diagram ☐ Strike-Off ☒ Finish Sample ☐ Cutting ☐ Shop Dwgs ☐ Prototype ☐ Flame Certificate

Instructions:

- All interpretations of these specifications MUST be submitted to Hilton for final approval prior to purchasing or implementation of any material.
- All materials and methods of construction must comply with all local fire and life safety codes for use in hotels and other public spaces, and Tru by Hilton Standards.
- Refer to Architectural drawings for details and location.



Project Name: **V2.2 Prototypical Architectural Specs**

Project #: **Tru by Hilton**

Item Number: **EX-10-B**

Item Description: **EIFS Finish @ Optional Porte Cochere (OPTION B)**

Issue Date: **12/20/19**

Revision(s): **05/29/20** **Δ 2**

Product Name Revised

Item Quantity:

Manufacturer: BASIS OF DESIGN

Source: SEE 'NOTES' BELOW

Address:

Address:

Phone:

Phone:

Fax:

Fax:

Contact:

Contact:

E-mail:

E-mail:

Web:

Web:

Product: ***Dryvit - "Demandit Smooth" Architectural Coating**

Color/Finish: See Notes

Size/Dimensions: Refer to architectural drawings for locations.

Notes: Color: TRUH 04 1085S with "StratoTone" high performance colorant- Pantone PMS Process Yellow, OR Sherwin Williams SW 6911 Confident Yellow

Minimum of 2 Coats over Sandblast HDP- TRUH 01 2740

RECOMMENDED VENDOR:

Dryvit Systems, Inc., Contact: Robert Dazel, P: 734.243.9301, email: bob.dazel@dryvit.com

Required Item(s) for Designer Approval Prior to Fabrication:

Prepared By: ACr

☐ Seaming Diagram ☐ Strike-Off ☒ Finish Sample ☐ Cutting ☐ Shop Dwgs ☐ Prototype ☐ Flame Certificate

Instructions:

- All interpretations of these specifications MUST be submitted to Hilton for final approval prior to purchasing or implementation of any material.
- All materials and methods of construction must comply with all local fire and life safety codes for use in hotels and other public spaces, and Tru by Hilton Standards.
- Refer to Architectural drawings for details and location.



Project Name: **V2.2 Prototypical Architectural Specs**
Project #: **Tru by Hilton**

Item Number: **L-03**
Item Description: **LED Recessed Downlight @ Public Areas, Employee Breakroom, and Guest Laundry**

Issue Date: **05/14/18**
Revision(s):

Item Quantity:

Manufacturer: **BASIS OF DESIGN**
Address:

Source: **SEE 'NOTES' BELOW**
Address:

Phone:
Fax:
Contact:
E-mail:
Web:

Phone:
Fax:
Contact:
E-mail:
Web:

Product: **Eaton Portfolio Series / #LD4B20D010-EU4B10208030-4LBW2LI-HB26**
Color/Finish: **Clear Satin Finish with White Flange**
Size/Dimensions: **4-1/4" Dia. x 6"H**

Notes: **Recessed nominal 4" aperture downlight, white painted flange**

MUST be on a Dimming System

LED Lamping Requirements:
Voltage: 120V-277V
Lumens: 2000 LM
Driver: 10V Dimming, 1%-100%
CRI: 80
Color: 3000K

Please refer to architectural drawings for locations.

RECOMMENDED VENDOR:
Juno Lighting Group, Contact: N/A, P: 800.367.5866,
email: N/A, website: www.cooperindustries.com,
www.junolightinggroup.com



Required Item(s) for Designer Approval Prior to Fabrication:

Prepared By: **AMC**

☐ Seaming Diagram ☐ Strike-Off ☐ Finish Sample ☐ Cutting ☐ Shop Dwgs ☐ Prototype ☐ Flame Certificate

Instructions:

- Must be of contract quality and suitable for commercial use.



Project Name: **V2.2 Prototypical Architectural Specs**
Project #: **Tru by Hilton**

Item Number: **L-03**
Item Description: **LED Recessed Downlight @ Public Areas, Employee Breakroom, and Guest Laundry**

Issue Date: **05/14/18**

Item Quantity:

Manufacturer: **BASIS OF DESIGN**

Source: **SEE 'NOTES' BELOW**

Instructions:

- All materials and methods of construction must comply with all local fire and life safety codes for use in hotels and other public spaces, and Tru by Hilton Standards.
- Fixture MUST be UL listed.
- All interpretations of these specifications MUST be submitted to Hilton for final approval prior to purchasing or implementation of any material.
- All quantities to be verified by hotel operator prior to purchasing.
- Manufacturer to clearly mark each carton with item ID and specification number.



Project Name: **V2.2 Prototypical Architectural Specs**

Project #: **Tru by Hilton**

Item Number: **L-08**

Item Description: **Linear LED Wall Grazer @ Game Area and Lounge**

Issue Date: **05/14/18**

Revision(s):

Item Quantity:

Manufacturer: **BASIS OF DESIGN**

Address:

Source: **SEE 'NOTES' BELOW**

Address:

Phone:

Phone:

Fax:

Fax:

Contact:

Contact:

E-mail:

E-mail:

Web:

Web:

Product: **BaselineXG2 AC / #BLXG2AC-1/4-UNV-3K-3060-D-BL**

Color/Finish: **Aluminum**

Size/Dimensions: **2.5"W x 2.63"H x 12", 24" OR 48" Nominal Lengths**

Notes: **Surface mounted low profile linear LED floodlight - MUST be on a Dimming System**

LED Lamping Requirements:

Voltage: 120-277 V

Lumens: 995LM per foot

Driver: 10V Dimming, 1%-100%

CRI: 80

Color: 3000K

Accessories: SC10W, SC10WD, TCAPW, TCAPWD

Refer to architectural plans for locations.


Provide all necessary accessories and components needed to complete fixture. Coordinate with architectural drawings for total run length and dimensions. Units come in 12", 24" and 48" lengths.

RECOMMENDED VENDOR:

Solid State Luminaires, Contact: N/A, P:

877.775.4733, email: N/A, website:

www.solidstateluminaires.com



Required Item(s) for Designer Approval Prior to Fabrication:

Prepared By: AMC

☐ Seaming Diagram ☐ Strike-Off ☐ Finish Sample ☐ Cutting ☐ Shop Dwg's ☐ Prototype ☐ Flame Certificate

Instructions:

- Must be of contract quality and suitable for commercial use.



Project Name: **V2.2 Prototypical Architectural Specs**

Item Number: **L-08**

Project #: **Tru by Hilton**

Item Description: **Linear LED Wall Grazer @ Game Area
and Lounge**

Issue Date: **05/14/18**

Item Quantity:

Manufacturer: **BASIS OF DESIGN**

Source: **SEE 'NOTES' BELOW**

Instructions:

- All materials and methods of construction must comply with all local fire and life safety codes for use in hotels and other public spaces, and Tru by Hilton Standards.
- Fixture **MUST** be UL listed.
- All interpretations of these specifications **MUST** be submitted to Hilton for final approval prior to purchasing or implementation of any material.
- All quantities to be verified by hotel operator prior to purchasing.
- Manufacturer to clearly mark each carton with item ID and specification number.



Project Name: **V2.2 Prototypical Architectural Specs**

Project #: **Tru by Hilton**

Item Number: **L-09**

Item Description: **Track Lighting System @ Front Desk Soffit**

Issue Date: **05/14/18**

Revision(s):

Item Quantity:

Manufacturer: BASIS OF DESIGN

Address:

Source: SEE 'NOTES' BELOW

Address:

Phone:

Phone:

Fax:

Fax:

Contact:

Contact:

E-mail:

E-mail:

Web:

Web:

Product: Summit LED 202 / #HM1-LED202-30-PT

Color/Finish: Platinum

Size/Dimensions: 2-5/8" DIA. x 3-3/4"H x 7"OAH



Notes:

Suspended single circuit monoline track with mounted, adjustable LED accent lights - MUST be on a dimming system.

LED Lamping Requirements:

Voltage: 120V

Lumens: 995LM per foot

Driver: 10V Dimming, 10%-100%

CRI: 85

Color: 3000K

Mounting height of track must be coordinated to align the bottom of track head to height of adjacent soffit. Refer to architectural plans for locations, and mounting heights.

RECOMMENDED VENDOR:

WAC Lighting, Contact: Customer Service, P:

800.526.2588, email: info@w2lighting.com, website:

www.waclighting.com

Required Item(s) for Designer Approval Prior to Fabrication:

Prepared By: MB

☐ Seaming Diagram ☐ Strike-Off ☐ Finish Sample ☐ Cutting ☐ Shop Dwgs ☐ Prototype ☐ Flame Certificate

Instructions:

- Must be of contract quality and suitable for commercial use.



Project Name: **V2.2 Prototypical Architectural Specs**

Item Number: **L-09**

Project #: **Tru by Hilton**

Item Description: **Track Lighting System @ Front Desk Soffit**

Issue Date: **05/14/18**

Item Quantity:

Manufacturer: **BASIS OF DESIGN**

Source: **SEE 'NOTES' BELOW**

Instructions:

- All materials and methods of construction must comply with all local fire and life safety codes for use in hotels and other public spaces, and Tru by Hilton Standards.
- Fixture **MUST** be UL listed.
- All interpretations of these specifications **MUST** be submitted to Hilton for final approval prior to purchasing or implementation of any material.
- All quantities to be verified by hotel operator prior to purchasing.
- Manufacturer to clearly mark each carton with item ID and specification number.



Project Name: **V2.2 Prototypical Architectural Specs**

Project #: **Tru by Hilton**

Item Number: **L-11**

Item Description: **LED Lay-In Troffer Fixture @ Back of House**

Issue Date: **05/14/18**

Revision(s):

Item Quantity:

Manufacturer: **BASIS OF DESIGN**

Source: **SEE 'NOTES' BELOW**

Address:

Address:

Phone:

Phone:

Fax:

Fax:

Contact:

Contact:

E-mail:

E-mail:

Web:

Web:

Product: **Nova 2x4 LED / #NOVRF-24-PMO-HLO-LED-80-550-30-UNV-D1-XX-W**

Color/Finish: **Matte White**

Size/Dimensions: **24"W x 48"L x 4"D**

Notes: **Recessed 24x48 LED troffer - MUST be on a dimming system.**

LED Lamping Requirements:
Voltage: 120V-277V
Lumens: 5500 LM
Driver: 10V Dimming, 10%-100%
CRI: 80
Color: 3000K

Refer to architectural plans for locations.

RECOMMENDED VENDOR:
Lumenwerx, ULC, Contact: N/A, P: 513.225.4304,
email: N/A, website: www.lumenwerx.com



Required Item(s) for Designer Approval Prior to Fabrication:

Prepared By: MB

☐ Seaming Diagram ☐ Strike-Off ☐ Finish Sample ☐ Cutting ☐ Shop Dwgs ☐ Prototype ☐ Flame Certificate

Instructions:

- Must be of contract quality and suitable for commercial use.
- All materials and methods of construction must comply with all local fire and life safety codes for use in hotels and other public spaces, and Tru by Hilton Standards.
- Fixture MUST be UL listed.
- All interpretations of these specifications MUST be submitted to Hilton for final approval prior to purchasing or implementation of any material.



Project Name: **V2.2 Prototypical Architectural Specs**

Item Number: **L-11**

Project #: **Tru by Hilton**

Item Description: **LED Lay-In Troffer Fixture @ Back of House**

Issue Date: **05/14/18**

Item Quantity:

Manufacturer: **BASIS OF DESIGN**

Source: **SEE 'NOTES' BELOW**

Instructions:

- All quantities to be verified by hotel operator prior to purchasing.
- Manufacturer to clearly mark each carton with item ID and specification number.



Project Name: **V2.2 Prototypical Architectural Specs**

Project #: **Tru by Hilton**

Item Number: **L-13-A**

Item Description: **LED Surface Mounted General Lighting
@ Back of House (OPTION A)**

Issue Date: **05/14/18**

Revision(s):

Item Quantity:

Manufacturer: BASIS OF DESIGN

Address:

Source: SEE 'NOTES' BELOW

Address:

Phone:

Phone:

Fax:

Fax:

Contact:

Contact:

E-mail:

E-mail:

Web:

Web:

Product: 4-OC1-LED-4000L-DIM10-MVOLT-30K-80

Color/Finish: White/ High Gloss Baked Enamel

Size/Dimensions: 48"L x 6" W x 5-3/4"H

Notes: Surface mounted LED wraparound troffer

LED Lamping Requirements:

Voltage: 120V-277V

Lumens: 4000 LM

Driver: 10V Dimming, 10%-100%

CRI: 80

Color: 3000K

Refer to architectural plans for locations.

RECOMMENDED VENDOR:

Oracle Lighting, Contact: N/A, P: 877.375.5555,

email: N/A, website: www.oraclelighting.com



Required Item(s) for Designer Approval Prior to Fabrication:

Prepared By: AMC

☐ Seaming Diagram ☐ Strike-Off ☐ Finish Sample ☐ Cutting ☐ Shop Dwgs ☐ Prototype ☐ Flame Certificate

Instructions:

- Must be of contract quality and suitable for commercial use.
- All materials and methods of construction must comply with all local fire and life safety codes for use in hotels and other public spaces, and Tru by Hilton Standards.
- Fixture MUST be UL listed.
- All interpretations of these specifications MUST be submitted to Hilton for final approval prior to purchasing or implementation of any material.
- All quantities to be verified by hotel operator prior to purchasing.



Project Name: **V2.2 Prototypical Architectural Specs**

Item Number: **L-13-A**

Project #: **Tru by Hilton**

Item Description: **LED Surface Mounted General Lighting
@ Back of House (OPTION A)**

Issue Date: **05/14/18**

Item Quantity:

Manufacturer: **BASIS OF DESIGN**

Source: **SEE 'NOTES' BELOW**

Instructions:

- Manufacturer to clearly mark each carton with item ID and specification number.



Project Name: **V2.2 Prototypical Architectural Specs**

Project #: **Tru by Hilton**

Item Number: **L-13-B**

Item Description: **LED Surface Mounted General Lighting
@ Back of House (OPTION B)**

Issue Date: **05/14/18**

Revision(s):

Item Quantity:

Manufacturer: **BASIS OF DESIGN**

Address:

Source: **SEE 'NOTES' BELOW**

Address:

Phone:

Phone:

Fax:

Fax:

Contact:

Contact:

E-mail:

E-mail:

Web:

Web:

Product: **LSE2-4-4500-30K-HTA**

Color/Finish: **White**

Size/Dimensions: **45"L x 4.976" W x 4.25"H**

Notes: **Surface mounted integral LED wrap around troffer**

LED Lamping Requirements:
Voltage: 120V-277V
Lumens: 4000 LM
Driver: 10V Dimming, 10%-100%
Color: 3000K

Refer to architectural plans for locations.

RECOMMENDED VENDOR:
Mercury Lighting, Contact: N/A, P: 973.244.9522,
email: N/A, website: www.mercltg.com



Required Item(s) for Designer Approval Prior to Fabrication:

Prepared By: **AMC**

☐ Seaming Diagram ☐ Strike-Off ☐ Finish Sample ☐ Cutting ☐ Shop Dwgs ☐ Prototype ☐ Flame Certificate

Instructions:

- Must be of contract quality and suitable for commercial use.
- All materials and methods of construction must comply with all local fire and life safety codes for use in hotels and other public spaces, and Tru by Hilton Standards.
- Fixture **MUST** be UL listed.
- All interpretations of these specifications **MUST** be submitted to Hilton for final approval prior to purchasing or implementation of any material.
- All quantities to be verified by hotel operator prior to purchasing.
- Manufacturer to clearly mark each carton with item ID and specification number.



Project Name: **V2.2 Prototypical Architectural Specs**

Project #: **Tru by Hilton**

Item Number: **L-15**

Item Description: **6" LED Recessed Downlight @ Guest Bath Shower**

Issue Date: **05/14/18**

Revision(s):

Item Quantity:

Manufacturer: **BASIS OF DESIGN**

Address:

Source: **SEE 'NOTES' BELOW**

Address:

Phone:

Phone:

Fax:

Fax:

Contact:

Contact:

E-mail:

E-mail:

Web:

Web:

Product: **Eaton RL56 600 Series / #E750ICAT-RL560WH6930**

Color/Finish: **White**

Size/Dimensions: **6-1/2"DIA x 6-3/4"H**

Notes: **Recessed 6" LED downlight, Outdoor/Wet Location**

LED Lamping Requirements:

Voltage: 120V

CRI: 91

Color: 3000K

Refer to architectural plans for locations.

RECOMMENDED VENDOR:

Juno Lighting Group, Contact: N/A, P: 800.367.5866,

email: N/A, website: www.cooperindustries.com,

www.junolightinggroup.com



Required Item(s) for Designer Approval Prior to Fabrication:

Prepared By: MB

☐ Seaming Diagram ☐ Strike-Off ☐ Finish Sample ☐ Cutting ☐ Shop Dwgs ☐ Prototype ☐ Flame Certificate

Instructions:

- Must be of contract quality and suitable for commercial use.
- All materials and methods of construction must comply with all local fire and life safety codes for use in hotels and other public spaces, and Tru by Hilton Standards.
- Fixture MUST be UL listed.
- All interpretations of these specifications MUST be submitted to Hilton for final approval prior to purchasing or implementation of any material.
- All quantities to be verified by hotel operator prior to purchasing.
- Manufacturer to clearly mark each carton with item ID and specification number.



Project Name: **V2.2 Prototypical Architectural Specs**

Project #: **Tru by Hilton**

Item Number: **L-16**

Item Description: **6" LED Recessed Downlight @ Guest Bath**

Issue Date: **05/14/18**

Revision(s):

Item Quantity:

Manufacturer: **BASIS OF DESIGN**

Address:

Source: **SEE 'NOTES' BELOW**

Address:

Phone:

Phone:

Fax:

Fax:

Contact:

Contact:

E-mail:

E-mail:

Web:

Web:

Product: **Eaton RL56 600 Series / #E750ICAT-RL560WH6930**

Color/Finish: **White**

Size/Dimensions: **6-1/2"DIA x 6-3/4"H**

Notes: **Recessed 6" LED downlight**

LED Lamping Requirements:

Voltage: 120V

CRI: 91

Color: 3000K

Refer to architectural plans for locations.

RECOMMENDED VENDOR:

Juno Lighting Group, Contact: N/A, P: 800.367.5866,

email: N/A, website: www.cooperindustries.com,

www.junolightinggroup.com



Required Item(s) for Designer Approval Prior to Fabrication:

Prepared By: **AMC**

☐ Seaming Diagram ☐ Strike-Off ☐ Finish Sample ☐ Cutting ☐ Shop Dwgs ☐ Prototype ☐ Flame Certificate

Instructions:

- Must be of contract quality and suitable for commercial use.
- All materials and methods of construction must comply with all local fire and life safety codes for use in hotels and other public spaces, and Tru by Hilton Standards.
- Fixture **MUST** be UL listed.
- All interpretations of these specifications **MUST** be submitted to Hilton for final approval prior to purchasing or implementation of any material.
- All quantities to be verified by hotel operator prior to purchasing.
- Manufacturer to clearly mark each carton with item ID and specification number.



Project Name: **V2.2 Prototypical Architectural Specs**
Project #: **Tru by Hilton**

Item Number: **L-17**
Item Description: **4" LED Recessed Downlight @ Guestroom Landing Zone**

Issue Date: **05/14/18**

Revision(s):

Item Quantity:

Manufacturer: BASIS OF DESIGN

Source: SEE 'NOTES' BELOW

Address:

Address:

Phone:

Phone:

Fax:

Fax:

Contact:

Contact:

E-mail:

E-mail:

Web:

Web:

Product: Eaton RL460 / #H245ICAT-RL460WH930PK

Color/Finish: Tuscan Bronze

Size/Dimensions: 4-1/4"DIA x 4"H

Notes: Recessed 4" LED downlight

LED Lamping Requirements:

Voltage: 120V

CRI: 90

Color: 3000K

Trim: #RL4TRMTBZB Tuscan Bronze Baffle

Refer to architectural plans for locations.

RECOMMENDED VENDOR:

Juno Lighting Group, Contact: N/A, P: 800.367.5866,

email: N/A, website: www.cooperindustries.com,

www.junolightinggroup.com



Required Item(s) for Designer Approval Prior to Fabrication:

Prepared By: MB

☐ Seaming Diagram ☐ Strike-Off ☐ Finish Sample ☐ Cutting ☐ Shop Dwgs ☐ Prototype ☐ Flame Certificate

Instructions:

- Must be of contract quality and suitable for commercial use.
- All materials and methods of construction must comply with all local fire and life safety codes for use in hotels and other public spaces, and Tru by Hilton Standards.
- Fixture MUST be UL listed.
- All interpretations of these specifications MUST be submitted to Hilton for final approval prior to purchasing or implementation of any material.
- Manufacturer to clearly mark each carton with item ID and specification number.



Project Name: **V2.2 Prototypical Architectural Specs**

Item Number: **L-17**

Project #: **Tru by Hilton**

Item Description: **4" LED Recessed Downlight @
Guestroom Landing Zone**

Issue Date: **05/14/18**

Item Quantity:

Manufacturer: **BASIS OF DESIGN**

Source: **SEE 'NOTES' BELOW**

Instructions:

- All quantities to be verified by hotel operator prior to purchasing.



Project Name: **V2.2 Prototypical Architectural Specs**

Item Number: **L-18**

Project #: **Tru by Hilton**

Item Description: **Cove Lighting @ Indoor Pool**

Issue Date: **05/14/18**

Revision(s): **05/29/20** **Δ 2**
Vendor Information Revised

Item Quantity:

Manufacturer: BASIS OF DESIGN

Source: SEE 'NOTES' BELOW

Address:

Address:

Phone:

Phone:

Fax:

Fax:

Contact:

Contact:

E-mail:

E-mail:

Web:

Web:

Product: TROV L50/ L50-E-XX-10-30-80-MULT-Asym

Size/Dimensions: Refer to architectural drawings for locations.

Notes:

*Provide all necessary accessories and components needed to complete fixture run. Coordinate with architectural drawings.

Certified for Dry/ Damp Locations AND Wet Locations

LED lamp included (3000K Color Temperature)

RECOMMENDED VENDOR:

EcoSense Lighting Inc., Contact: Gunner Coil, P: 310.944.5700, email: gunner.coil@ecosenselighting.com, website: www.ecosenselighting.com



Required Item(s) for Designer Approval Prior to Fabrication:

Prepared By: AMC

☐ Seaming Diagram ☐ Strike-Off ☐ Finish Sample ☐ Cutting ☐ Shop Dwgs ☐ Prototype ☐ Flame Certificate

Instructions:

- Must be of contract quality and suitable for commercial use.
- All materials and methods of construction must comply with all local fire and life safety codes for use in hotels and other public spaces, and Tru by Hilton Standards.
- Fixture MUST be UL listed.
- All interpretations of these specifications MUST be submitted to Hilton for final approval prior to purchasing or implementation of any material.
- All quantities to be verified by hotel operator prior to purchasing.
- Manufacturer to clearly mark each carton with item ID and specification number.



Project Name: **V2.2 Prototypical Architectural Specs**

Item Number: **L-19**

Project #: **Tru by Hilton**

Item Description: **Downlight @ Façade Recesses**

Issue Date: **05/14/18**

Revision(s): **05/29/20** **Δ 2**
Product Image Revised

Item Quantity:

Manufacturer: BASIS OF DESIGN

Source: SEE 'NOTES' BELOW

Address:

Address:

Phone:

Phone:

Fax:

Fax:

Contact:

Contact:

E-mail:

E-mail:

Web:

Web:

Product: Quintessence Recessed Luminaire/ 80218.023

Color/Finish: Silver

Size/Dimensions: 8-3/4" DIA x 7-1/8" H


Notes: LED 6W, 420 Lumen, 3000K warm white bulb included.

Suitable for wet location.

Refer to architectural plans for locations.

RECOMMENDED VENDOR:

ERCO, Contact: Christopher Tedesco, P:
732.225.8856, email: info.us@erco.com



Required Item(s) for Designer Approval Prior to Fabrication:

Prepared By: AMC

☐ Seaming Diagram ☐ Strike-Off ☐ Finish Sample ☐ Cutting ☐ Shop Dwgs ☐ Prototype ☐ Flame Certificate

Instructions:

- Must be of contract quality and suitable for commercial use.
- All materials and methods of construction must comply with all local fire and life safety codes for use in hotels and other public spaces, and Tru by Hilton Standards.
- Fixture MUST be UL listed.
- All interpretations of these specifications MUST be submitted to Hilton for final approval prior to purchasing or implementation of any material.
- All quantities to be verified by hotel operator prior to purchasing.
- Manufacturer to clearly mark each carton with item ID and specification number.



Project Name: **V2.2 Prototypical Architectural Specs**

Item Number: **L-20**

Project #: **Tru by Hilton**

Item Description: **In-Ground Uplight @ Façade Recesses**

Issue Date: **05/14/18**

Revision(s):

Item Quantity:

Manufacturer: **BASIS OF DESIGN**

Source: **SEE 'NOTES' BELOW**

Address:

Address:

Phone:

Phone:

Fax:

Fax:

Contact:

Contact:

E-mail:

E-mail:

Web:

Web:

Product: **Tesis In- Ground Directional Luminaire/ 33629.023**

Color/Finish: **Stainless Steel/ Black**

Size/Dimensions: **9.81" DIA x 8.8" D**

Notes: **LED 4W, 420 Lumen, 3000K warm white bulb included**

Refer to architectural plans for locations.

RECOMMENDED VENDOR:

**ERCO, Contact: Christopher Tedesco, P:
732.225.8856, email: info.us@erco.com**



Required Item(s) for Designer Approval Prior to Fabrication:

Prepared By: AMC

☐ Seaming Diagram ☐ Strike-Off ☐ Finish Sample ☐ Cutting ☐ Shop Dwgs ☐ Prototype ☐ Flame Certificate

Instructions:

- Must be of contract quality and suitable for commercial use.
- All materials and methods of construction must comply with all local fire and life safety codes for use in hotels and other public spaces, and Tru by Hilton Standards.
- Fixture MUST be UL listed.
- All interpretations of these specifications MUST be submitted to Hilton for final approval prior to purchasing or implementation of any material.
- All quantities to be verified by hotel operator prior to purchasing.
- Manufacturer to clearly mark each carton with item ID and specification number.



Project Name: **V2.2 Prototypical Architectural Specs**

Item Number: **L-23**

Project #: **Tru by Hilton**

Item Description: **Surface Mount Lighting @ Stairwells**

Issue Date: **05/14/18**

Revision(s):

Item Quantity:

Manufacturer: **BASIS OF DESIGN**

Source: **SEE 'NOTES' BELOW**

Address:

Address:

Phone:

Phone:

Fax:

Fax:

Contact:

Contact:

E-mail:

E-mail:

Web:

Web:

Product: **WL4 40L EZ1 LP830**

Color/Finish: **White**

Size/Dimensions: **48" L x 4-3/4" W x 3-7/8"H**

Notes: Refer to architectural plans for mounting locations.

Please refer to local electrical engineer to determine final quantity and layout based on required lighting outputs and sensors per code jurisdiction.

RECOMMENDED VENDOR:

Lithonia Lighting Group, Contact: Linda Owen, P:
770.922.9000 x2033 email: N/A



Required Item(s) for Designer Approval Prior to Fabrication:

Prepared By: AMC

☐ Seaming Diagram ☐ Strike-Off ☐ Finish Sample ☐ Cutting ☐ Shop Dwgs ☐ Prototype ☐ Flame Certificate

Instructions:

- Must be of contract quality and suitable for commercial use.
- All materials and methods of construction must comply with all local fire and life safety codes for use in hotels and other public spaces, and Tru by Hilton Standards.
- Fixture **MUST** be UL listed.
- All interpretations of these specifications **MUST** be submitted to Hilton for final approval prior to purchasing or implementation of any material.
- All quantities to be verified by hotel operator prior to purchasing.
- Manufacturer to clearly mark each carton with item ID and specification number.



Project Name: **V2.2 Prototypical Architectural Specs**

Item Number: **L-25**

Project #: **Tru by Hilton**

Item Description: **LED Beam Light @ Breakfast Buffet**

Issue Date: **05/14/18**

Revision(s):

Item Quantity:

Manufacturer: **BASIS OF DESIGN**

Source: **SEE 'NOTES' BELOW**

Address:

Address:

Phone:

Phone:

Fax:

Fax:

Contact:

Contact:

E-mail:

E-mail:

Web:

Web:

Product: **GB22D2-1SL358-120V-DVR-22'N-SF-ASLMD**

Color/Finish: **Black**

Size/Dimensions: **2-1/8" W x 2-1/2"H - Length May Vary - See Notes**

Notes:

Refer to architectural drawings for mounting heights and location.

Total length to be one continuous linear run. Light fixture is not to be mounted more than 6" away from wall on each side. Manufacturer to determine housing segments and hardware to connect each fixture run based on final field measurements.

Please use 1000/ft version

MUST be on a Dimming System

RECOMMENDED VENDOR:

Gammalux Lighting Systems, Contact: N/A, P: 909.599.5288, email: quotes@gammalux.com



Required Item(s) for Designer Approval Prior to Fabrication:

Prepared By: AMC

☐ Seaming Diagram ☐ Strike-Off ☐ Finish Sample ☐ Cutting ☐ Shop Dwgs ☐ Prototype ☐ Flame Certificate

Instructions:

- Must be of contract quality and suitable for commercial use.
- All materials and methods of construction must comply with all local fire and life safety codes for use in hotels and other public spaces, and Tru by Hilton Standards.
- Fixture MUST be UL listed.
- All interpretations of these specifications MUST be submitted to Hilton for final approval prior to purchasing or implementation of any material.



Project Name: **V2.2 Prototypical Architectural Specs**

Item Number: **L-25**

Project #: **Tru by Hilton**

Item Description: **LED Beam Light @ Breakfast Buffet**

Issue Date: **05/14/18**

Item Quantity:

Manufacturer: **BASIS OF DESIGN**

Source: **SEE 'NOTES' BELOW**

Instructions:

- All quantities to be verified by hotel operator prior to purchasing.
- Manufacturer to clearly mark each carton with item ID and specification number.



Project Name: **V2.2 Prototypical Architectural Specs**

Item Number: **M-01**

Project #: **Tru by Hilton**

Item Description: **Metal Powdercoat Finish @ Millwork**

Issue Date: **05/14/18**

Revision(s): **05/29/20** **Δ 2**
Finish & Vendor Information Revised

Item Quantity:

Manufacturer: BASIS OF DESIGN

Source: Tiger Drylac U.S.A. Inc

Address:

Address: 3945 Swenson Avenue
St. Charles IL 60174-

Phone:

Phone: (404) 242-3521 800#: (800) 243-8148

Fax:

Fax: (877) 926-8148

Contact:

Contact: John Fett

E-mail:

E-mail: john.fett@tiger-coatings.com

Web:

Web: www.tiger-coatings.com


Product: Powdercoat finish to match Tiger Drylac Statuary
Bronze 038/60080

Color/Finish: ***Satin Finish or 26%-35% Sheen**

Size/Dimensions: Refer to architectural drawings for details and
dimensions.

Notes:

***Recommended Vendor:**
Tiger Drylac, Contact: John Fett, P: 404.242.3521,
email: john.fett@tiger-coatings.us, website:
<http://www.tiger-coatings.us/>



Required Item(s) for Designer Approval Prior to Fabrication:

Prepared By: AMC

☐ Seaming Diagram ☐ Strike-Off ☒ Finish Sample ☐ Cutting ☐ Shop Dwgs ☐ Prototype ☐ Flame Certificate

Instructions:

- Quantities to be verified by installer.
- All interpretations of these specifications MUST be submitted to Hilton for final approval prior to purchasing or implementation of any material.
- Must be of contract quality and suitable for commercial use.
- All materials and methods of construction must comply with all local fire and life safety codes for use in hotels and other public spaces, and Tru by Hilton Standards.



Project Name: **V2.2 Prototypical Architectural Specs**

Project #: **Tru by Hilton**

Item Number: **M-04**

Item Description: **Metal Finish @ Elevator Doors, Ceiling, Skirting, and Handrails**

Issue Date: **05/14/18**

Revision(s):

Item Quantity:

Manufacturer: **BASIS OF DESIGN**

Address:

Source: **SEE 'NOTES' BELOW**

Address:

Phone:

Phone:

Fax:

Fax:

Contact:

Contact:

E-mail:

E-mail:


Web:

Web:

Color/Finish: **Brushed Stainless Steel**

Size/Dimensions: **Refer to architectural drawings for dimensions and locations.**

Notes: **Coordinate material sizes with elevator cab manufacturer.**



Required Item(s) for Designer Approval Prior to Fabrication:

Prepared By: MM

☐ Seaming Diagram ☐ Strike-Off ☒ Finish Sample ☐ Cutting ☐ Shop Dwgs ☐ Prototype ☐ Flame Certificate

Instructions:

- Quantities to be verified by installer.
- All materials and methods of construction must comply with all local fire and life safety codes for use in hotels and other public spaces, and Tru by Hilton Standards.
- All interpretations of these specifications MUST be submitted to Hilton for final approval prior to purchasing or implementation of any material.
- Must be of contract quality and suitable for commercial use.



Project Name: **V2.2 Prototypical Architectural Specs**

Item Number: **MIR-01**

Project #: **Tru by Hilton**

Item Description: **Wall Mounted Mirror @ Fitness Center**

Issue Date: **05/14/18**

Revision(s):

Item Quantity:

Manufacturer: BASIS OF DESIGN

Source: To Bid

Address:

Address:

Phone:

Phone:

Fax:

Fax:

Contact:

Contact:

E-mail:

E-mail:

Web:

Web:

Product: Polished Plate Glass Mirror

Color/Finish: Polished - must be free of distortion

Size/Dimensions: 48" x 96" panel; 4mm-6mm thickness

Notes: Mirrors must be 8mm-6mm thickness with vinyl backing/vinyl back.

Installed mirror panels to butt together flush for seamless look. Installer must provide appropriate mounting hardware for wall condition and weight of mirror.

Aluminum J-Channel trim at exposed top and bottom edges of mirror panels - 1" profile.

Refer to architectural drawings for installation overall sizes, locations and mounting heights.

Required Item(s) for Designer Approval Prior to Fabrication:

Prepared By: MM

☐ Seaming Diagram ☐ Strike-Off ☐ Finish Sample ☐ Cutting ☐ Shop Dwgs ☐ Prototype ☐ Flame Certificate

Instructions:

- All materials and methods of construction must comply with all local fire and life safety codes for use in hotels and other public spaces, and Tru by Hilton Standards.
- Must be of contract quality and suitable for commercial use.
- All interpretations of these specifications MUST be submitted to Hilton for final approval prior to purchasing or implementation of any material.



Project Name: **V2.2 Prototypical Architectural Specs**

Project #: **Tru by Hilton**

Issue Date: **05/14/18**

Revision(s):

Item Number: **OS-011.1**

Item Description: **Flat Wall Mount @ Guestroom TV**

Item Quantity:

Manufacturer: **BASIS OF DESIGN**

Address:

Phone:

Fax:

Contact:

E-mail:

Web:

Source: **SEE 'NOTES' BELOW**

Address:

Phone:

Fax:

Contact:

E-mail:

Web:

Model Number:

SF650

Model Name:

Universal Flat Wall Mount - Security Model

Description:

For 39" to 75" displays

Up to 1/4" vertical adjustment on each bracket for post-installation leveling and fine-tuning height adjustment / Horizontal display adjustment up to 8" for centering on wall

Mounts to wood studs, concrete cinder block or metal studs / Includes all necessary wall and display attachment hardware

UL Listed

Refer to architectural drawings for mounting heights and locations.

Dimensions:

30.87"W x 16.89"H x 1.20" Projection

Color/Finish:

Black



Notes:

RECOMMENDED VENDOR:

Peerless-AV Contact: Kathy Petrin, P: 630.375. 30
email: kpetrin@peerless-av.com

Required Item(s) for Designer Approval Prior to Fabrication:

Prepared By: MB

☐ Seaming Diagram ☐ Strike-Off ☐ Finish Sample ☐ Cutting ☐ Shop Dwgs ☐ Prototype ☐ Flame Certificate

Instructions:

- Must be of contract quality and suitable for commercial use.
- All materials and methods of construction must comply with all local fire and life safety codes for use in hotels and other public spaces, and Tru by Hilton Standards.



Project Name: **V2.2 Prototypical Architectural Specs**

Item Number: **OS-011.1**

Project #: **Tru by Hilton**

Item Description: **Flat Wall Mount @ Guestroom TV**

Issue Date: **05/14/18**

Item Quantity:

Manufacturer: **BASIS OF DESIGN**

Source: **SEE 'NOTES' BELOW**

Instructions:

- Fixture MUST be UL listed.
- All interpretations of these specifications MUST be submitted to Hilton for final approval prior to purchasing or implementation of any material.
- All quantities to be verified by hotel operator prior to purchasing.
- Manufacturer to clearly mark each carton with item ID and specification number.



Project Name: **V2.2 Prototypical Architectural Specs**
Project #: **Tru by Hilton**
Issue Date: **05/14/18**
Revision(s): **05/29/20** **Δ 2**
Additional notes added

Item Number: **OS-100.1**
Item Description: **Ceiling Mount @ Market TV**

Item Quantity:

Manufacturer: BASIS OF DESIGN

Source: SEE 'NOTES' BELOW

Address:

Address:

Phone:

Phone:

Fax:

Fax:

Contact:

Contact:

E-mail:

E-mail:

Web:

Web:

Model Number: See Notes

Description: Set of (4) pieces and parts for ceiling mounted TV installation - MUST BE UL LISTED
Refer to architectural drawings for mounting locations

Color/Finish: Black Finish (all pieces and parts)

Notes:

*Coordinate installation with OS-100 Television at Market.

Parts below are a reference for 40-43 inch TVs. If the model changes, verify the correct adapter plate and extension column needed.

Manufacturer to provide all pieces and parts listed:
CEILING PLATE: #CMJ470, 300lb weight capacity, 18" x 1.35" x 3.45"


ADJUSTABLE EXTENSION COLUMN: #AEC-0203, 500lb weight capacity, 3"DIA x 24-36" Height adjustment

TILT BOX: #PLCM-2, 150lb weight capacity, 5.60" x 5.53" x 3.54"

ADAPTER PLATE: #PLP-V2X2, 150lb weight capacity, 9.5" x 2.5" x 12.25"

RECOMMENDED VENDOR:

Peerless-AV Contact: Kathy Petrin, P: 630.375.6530, email: kpetrin@peerless-av.com





Project Name: **V2.2 Prototypical Architectural Specs**

Item Number: **OS-100.1**

Project #: **Tru by Hilton**

Item Description: **Ceiling Mount @ Market TV**

Issue Date: **05/14/18**

Revision(s): **05/29/20** **Δ 2**

Additional notes added

Item Quantity:

Manufacturer: **BASIS OF DESIGN**

Source: **SEE 'NOTES' BELOW**

Required Item(s) for Designer Approval Prior to Fabrication:

Prepared By: MB

<input type="checkbox"/> Seaming Diagram	<input type="checkbox"/> Strike-Off	<input type="checkbox"/> Finish Sample	<input type="checkbox"/> Cutting	<input type="checkbox"/> Shop Dwgs	<input type="checkbox"/> Prototype	<input type="checkbox"/> Flame Certificate
--	-------------------------------------	--	----------------------------------	------------------------------------	------------------------------------	--

Instructions:

- Must be of contract quality and suitable for commercial use.
- All materials and methods of construction must comply with all local fire and life safety codes for use in hotels and other public spaces, and Tru by Hilton Standards.
- Manufacturer to clearly mark each carton with item ID and specification number.
- All quantities to be verified by hotel operator prior to purchasing.
- All interpretations of the specification MUST be submitted to Hilton for final approval prior to purchasing or implementation of any material.
- Must be UL Listed



Project Name: **V2.2 Prototypical Architectural Specs**

Item Number: **OS-100.1**

Project #: **Tru by Hilton**

Item Description: **Ceiling Mount @ Market TV**

Issue Date: **05/14/18**

Revision(s):

Item Quantity:

Manufacturer: **BASIS OF DESIGN**

Source: **SEE 'NOTES' BELOW**

Address:

Address:

Phone:

Phone:

Fax:

Fax:

Contact:

Contact:

E-mail:

E-mail:

Web:

Web:

Model Number:

See Notes

Description:

Set of (4) pieces and parts for ceiling mounted TV installation - MUST BE UL LISTED
Refer to architectural drawings for mounting locations

Color/Finish:

Black Finish (all pieces and parts)

Notes:

Coordinate installation with OS-100 Television at Market. Manufacturer to provide all pieces and parts listed below:

CEILING PLATE: #CMJ470, 300lb weight capacity, 18" x 1.35" x 3.45"


ADJUSTABLE EXTENSION COLUMN: #AEC-0203, 500lb weight capacity, 3"DIA x 24-36" Height adjustment

TILT BOX: #PLCM-2, 150lb weight capacity, 5.60" x 5.53" x 3.54"

ADAPTER PLATE: #PLP-V2X2, 150lb weight capacity, 9.5" x 2.5" x 12.25"

RECOMMENDED VENDOR:

Peerless-AV Contact: Kathy Petrin, P: 630.375. 30
email: kpetrin@peerless-av.com



Required Item(s) for Designer Approval Prior to Fabrication:

Prepared By: MB

☐ Seaming Diagram ☐ Strike-Off ☐ Finish Sample ☐ Cutting ☐ Shop Dwgs ☐ Prototype ☐ Flame Certificate

Instructions:

- Must be of contract quality and suitable for commercial use.
- All materials and methods of construction must comply with all local fire and life safety codes for use in hotels and other public spaces, and Tru by Hilton Standards.
- Manufacturer to clearly mark each carton with item ID and specification number.



Project Name: **V2.2 Prototypical Architectural Specs**

Item Number: **OS-100.1**

Project #: **Tru by Hilton**

Item Description: **Ceiling Mount @ Market TV**

Issue Date: **05/14/18**

Item Quantity:

Manufacturer: **BASIS OF DESIGN**

Source: **SEE 'NOTES' BELOW**

Instructions:

- All quantities to be verified by hotel operator prior to purchasing.
- All interpretations of the specification **MUST** be submitted to Hilton for final approval prior to purchasing or implementation of any material.
- Must be UL Listed



Project Name: **V2.2 Prototypical Architectural Specs**

Project #: **Tru by Hilton**

Item Number: **OS-101.1**

Item Description: **Flat Wall Mount @ Fitness, Employee Breakroom and Elevator Lobby TV**

Issue Date: **05/14/18**

Revision(s):

Item Quantity:

Manufacturer: BASIS OF DESIGN

Address:

Source: SEE 'NOTES' BELOW

Address:

Phone:

Phone:

Fax:

Fax:

Contact:

Contact:

E-mail:

E-mail:

Web:

Web:

Model Number:

SF650

Model Name:

Universal Flat Wall Mount - Security Model

Description:

For 39" to 75" displays

Up to 1/4" vertical adjustment on each bracket for post-installation leveling and fine-tuning height adjustment / Horizontal display adjustment up to 8" for centering on wall

Mounts to wood studs, concrete cinder block or metal studs / Includes all necessary wall and display attachment hardware

UL Listed

Refer to architectural drawings for mounting heights and locations.

Dimensions:

30.87"W x 16.89"H x 1.20" Projection

Color/Finish:

Black



Notes:

RECOMMENDED VENDOR:

Peerless-AV Contact: Kathy Petrin, P: 630.375. 30
email: kpetrin@peerless-av.com

Required Item(s) for Designer Approval Prior to Fabrication:

Prepared By: MM

☐ Seaming Diagram ☐ Strike-Off ☐ Finish Sample ☐ Cutting ☐ Shop Dwgs ☐ Prototype ☐ Flame Certificate

Instructions:

- Must be of contract quality and suitable for commercial use.



Project Name: **V2.2 Prototypical Architectural Specs**

Item Number: **OS-101.1**

Project #: **Tru by Hilton**

Item Description: **Flat Wall Mount @ Fitness, Employee
Breakroom and Elevator Lobby TV**

Issue Date: **05/14/18**

Item Quantity:

Manufacturer: **BASIS OF DESIGN**

Source: **SEE 'NOTES' BELOW**

Instructions:

- All materials and methods of construction must comply with all local fire and life safety codes for use in hotels and other public spaces, and Tru by Hilton Standards.
- Fixture **MUST** be UL listed.
- All interpretations of these specifications **MUST** be submitted to Hilton for final approval prior to purchasing or implementation of any material.
- All quantities to be verified by hotel operator prior to purchasing.
- Manufacturer to clearly mark each carton with item ID and specification number.



Project Name: **V2.2 Prototypical Architectural Specs**

Project #: **Tru by Hilton**

Item Number: **OS-102.1**

Item Description: **Flat Wall Mount @ Lobby and Media Wall TV**

Issue Date: **05/14/18**

Revision(s):

Item Quantity:

Manufacturer: **BASIS OF DESIGN**

Address:

Source: **SEE 'NOTES' BELOW**

Address:

Phone:

Phone:

Fax:

Fax:

Contact:

Contact:

E-mail:

E-mail:

Web:

Web:

Model Number:

SF650

Model Name:

Universal Flat Wall Mount - Security Model

Description:

For 39" to 75" displays

Up to 1/4" vertical adjustment on each bracket for post-installation leveling and fine-tuning height adjustment / Horizontal display adjustment up to 8" for centering on wall

Mounts to wood studs, concrete cinder block or metal studs / Includes all necessary wall and display attachment hardware

UL Listed

Refer to architectural drawings for mounting heights and locations.

Dimensions:

30.87"W x 16.89"H x 1.20" Projection

Color/Finish:

Black



Notes:

RECOMMENDED VENDOR:

Peerless-AV Contact: Kathy Petrin, P: 630.375. 30
email: kpetrin@peerless-av.com

Required Item(s) for Designer Approval Prior to Fabrication:

Prepared By: MM

☐ Seaming Diagram

☐ Strike-Off

☐ Finish Sample

☐ Cutting

☐ Shop Dwgs

☐ Prototype

☐ Flame Certificate

Instructions:

- Must be of contract quality and suitable for commercial use.



Project Name: **V2.2 Prototypical Architectural Specs**

Item Number: **OS-102.1**

Project #: **Tru by Hilton**

Item Description: **Flat Wall Mount @ Lobby and Media Wall TV**

Issue Date: **05/14/18**

Item Quantity:

Manufacturer: **BASIS OF DESIGN**

Source: **SEE 'NOTES' BELOW**

Instructions:

- All materials and methods of construction must comply with all local fire and life safety codes for use in hotels and other public spaces, and Tru by Hilton Standards.
- Fixture **MUST** be UL listed.
- All interpretations of these specifications **MUST** be submitted to Hilton for final approval prior to purchasing or implementation of any material.
- All quantities to be verified by hotel operator prior to purchasing.
- Manufacturer to clearly mark each carton with item ID and specification number.



Project Name: **V2.2 Prototypical Architectural Specs**
Project #: **Tru by Hilton**

Item Number: **OS-304**
Item Description: **Water Dispenser Bottle Filler @
Water/Ice**

Issue Date: **05/14/18**

Revision(s): **05/29/20** **Δ 2**
Vendor Information Revised

Item Quantity:

Manufacturer: BASIS OF DESIGN
Address:

Source: SEE 'NOTES' BELOW
Address:

Phone:
Fax:
Contact:
E-mail:
Web:

Phone:
Fax:
Contact:
E-mail:
Web:

Model Number: LZWSM8K
Model Name: EZH2O Bottle Filling Station In-Wall Filtered
Description: The Elkay Bottle Filling station includes WaterSentry® Plus filtration with visual LED Filter Monitor to indicate when replacement is necessary. ADA compliant.
Dimensions: 19.75"L X 3.5"W X 40.81"H
Color/Finish: Stainless Steel



Notes:

*Weight: 80lbs
Warranty: 1 year
Chilling Option 8 GPH
Standard 115v outlet
16-gauge satin stainless steel back panel for easy maintenance and corrosion resistance
Sanitary no-touch sensor activation with automatic 20-second water time-out for added security

RECOMMENDED VENDOR:
W. W. Grainger Inc., Contact: Grace S. Castro,
P:980.259.1274, email: Grace.castro@grainger.com

Required Item(s) for Designer Approval Prior to Fabrication:

Prepared By: MM

☐ Seaming Diagram ☐ Strike-Off ☐ Finish Sample ☐ Cutting ☐ Shop Dwgs ☐ Prototype ☐ Flame Certificate

Instructions:

- Must be of contract quality and suitable for commercial use.



Project Name: **V2.2 Prototypical Architectural Specs**

Item Number: **OS-304**

Project #: **Tru by Hilton**

Item Description: **Water Dispenser Bottle Filler @
Water/Ice**

Issue Date: **05/14/18**

Revision(s): **05/29/20** **Δ 2**
Vendor Information Revised

Item Quantity:

Manufacturer: **BASIS OF DESIGN**

Source: **SEE 'NOTES' BELOW**

Instructions:

- All materials and methods of construction must comply with all local fire and life safety codes for use in hotels and other public spaces, and Tru by Hilton Standards.
- All quantities to be verified by hotel operator prior to purchasing.
- All interpretations of these specifications MUST be submitted to Hilton for final approval prior to purchasing or implementation of any material.
- Manufacturer to clearly mark each carton with item ID and specification number.



Project Name: **V2.2 Prototypical Architectural Specs**
Project #: **Tru by Hilton**
Issue Date: **05/14/18**
Revision(s): **05/29/20** **Δ 2**
Notes Revised

Item Number: **PF-01-A**
Item Description: **Toilet @ Guest Bath (OPTION A)**

Item Quantity:

Manufacturer: BASIS OF DESIGN
Address:

Source: SEE 'NOTES' BELOW
Address:

Phone:
Fax:
Contact:
E-mail:
Web:

Phone:
Fax:
Contact:
E-mail:
Web:

Model Number: *K-3999-0
Model Name: *Highline® Comfort Height®
Description: *High Efficiency, 1.28 GPF
Vitreous China
Accessible (Barrier Free)
ADA Compliant
Dimensions: 18"W x 29-3/4"D x 31-1/4"H
Color/Finish: White



Notes: *Toilet seat and lid are sold separately - item #K-7671-0 Cachet® Quiet-Close™ elongated toilet seat (Toilet lid is required at guestroom locations)

RECOMMENDED VENDOR:
Kohler Company, Contact: Lori Henderson, P: 303-818-9719 email: lori.henderson@kohler.com, website: www.kohler.com

Required Item(s) for Designer Approval Prior to Fabrication:

Prepared By: AMC

<input type="checkbox"/> Seaming Diagram	<input type="checkbox"/> Strike-Off	<input checked="" type="checkbox"/> Finish Sample	<input type="checkbox"/> Cutting	<input type="checkbox"/> Shop Dwgs	<input type="checkbox"/> Prototype	<input type="checkbox"/> Flame Certificate
--	-------------------------------------	---	----------------------------------	------------------------------------	------------------------------------	--

Instructions:

- All interpretations of these specifications MUST be submitted to Hilton for final approval prior to purchasing or implementation of any material.
- Must be of contract quality and suitable for commercial use.
- Quantities must be verified by installer.



Project Name: **V2.2 Prototypical Architectural Specs**

Item Number: **PF-01-A**

Project #: **Tru by Hilton**

Item Description: **Toilet @ Guest Bath (OPTION A)**

Issue Date: **05/14/18**

Revision(s): **05/29/20** **Δ 2**
Notes Revised

Item Quantity:

Manufacturer: **BASIS OF DESIGN**

Source: **SEE 'NOTES' BELOW**

Instructions:

- All materials & methods of construction must comply with all local fire & life safety codes for use in hotels, and Tru by Hilton Standards.
- Plumbing Sub-Contractor is responsible for providing all plumbing hardware not specified but required for the complete installation of each item. Any plumbing hardware that is exposed to view must match the finish of any trim specified.
- All quantities to be verified by hotel operator prior to purchasing.



Project Name: **V2.2 Prototypical Architectural Specs**

Item Number: **PF-01-B**

Project #: **Tru by Hilton**

Item Description: **Toilet @ Guest Bath (OPTION B)**

Issue Date: **05/14/18**

Revision(s): **05/29/20** **Δ 2**

Notes Revised

Item Quantity:

Manufacturer: **BASIS OF DESIGN**

Source: **SEE 'NOTES' BELOW**

Address:

Address:

Phone:

Phone:

Fax:

Fax:

Contact:

Contact:

E-mail:

E-mail:

Web:

Web:

Model Number: **403082**

Model Name: **Windham Luxury Height Elongated Toilet**

Description: **High Efficiency, 1.28 GPF
Vitreous china
ADA Compliant**

Dimensions: **15"W x 29-1/8"D x 31"H**

Color/Finish: **White**



Notes:

***Toilet and seat sold separately - Item #K-20110-0
Brevia® Quiet-Close™ elongated toilet seat**

**RECOMMENDED VENDOR:
Kohler Company, Contact: Lori Henderson, P: 303-
818-9719 email: lori.henderson@kohler.com,
website: www.kohler.com**

Required Item(s) for Designer Approval Prior to Fabrication:

Prepared By: MB

☐ Seaming Diagram ☐ Strike-Off ☒ Finish Sample ☐ Cutting ☐ Shop Dwgs ☐ Prototype ☐ Flame Certificate

Instructions:

- All interpretations of these specifications MUST be submitted to Hilton for final approval prior to purchasing or implementation of any material.
- Must be of contract quality and suitable for commercial use.
- Quantities must be verified by installer.
- All materials & methods of construction must comply with all local fire & life safety codes for use in hotels, and Tru by Hilton Standards.



Project Name: **V2.2 Prototypical Architectural Specs**

Item Number: **PF-01-B**

Project #: **Tru by Hilton**

Item Description: **Toilet @ Guest Bath (OPTION B)**

Issue Date: **05/14/18**

Revision(s): **05/29/20** **Δ 2**
Notes Revised

Item Quantity:

Manufacturer: **BASIS OF DESIGN**

Source: **SEE 'NOTES' BELOW**

Instructions:

- Plumbing Sub-Contractor is responsible for providing all plumbing hardware not specified but required for the complete installation of each item. Any plumbing hardware that is exposed to view must match the finish of any trim specified.
- All quantities to be verified by hotel operator prior to purchasing.



Project Name: **V2.2 Prototypical Architectural Specs**

Project #: **Tru by Hilton**

Issue Date: **05/14/18**

Revision(s): **05/29/20 Δ 2**

Product Details and Vendor Information Revised

Item Number: **PF-01-C**

Item Description: **Toilet @ Guest Bath (OPTION C)**

Item Quantity:

Manufacturer: **BASIS OF DESIGN**

Source: **SEE 'NOTES' BELOW**

Address:

Address:

Phone:

Phone:

Fax:

Fax:

Contact:

Contact:

E-mail:

E-mail:

Web:

Web:

Model Number:

***WS-20-917**

Model Name:

Maxwell Ergo Height Elongated Toilet

Description:

High Efficiency 1.28 GPF

Vitreous china

ADA Compliant

Dimensions:

***17-1/2"W x 28-1/2"D x 30-1/8"H**

Color/Finish:

White



Notes:

***Toilet seat and lid sold separately. (Toilet lid is required at guestroom locations)**

RECOMMENDED VENDOR:

Gerber Plumbing Fixtures Contact: Art Rehner, P:
410.920.6230, email: art.rehner@globeunion.com,
website: gerberonline.com

Required Item(s) for Designer Approval Prior to Fabrication:

Prepared By: AMC

☐ Seaming Diagram ☐ Strike-Off ☒ Finish Sample ☐ Cutting ☐ Shop Dwgs ☐ Prototype ☐ Flame Certificate

Instructions:

- Plumbing Sub-Contractor is responsible for providing all plumbing hardware not specified but required for the complete installation of each item. Any plumbing hardware that is exposed to view must match the finish of any trim specified.
- All interpretations of these specifications MUST be submitted to Hilton for final approval prior to purchasing or implementation of any material.
- Must be of contract quality and suitable for commercial use.
- Quantities must be verified by installer.



Project Name: **V2.2 Prototypical Architectural Specs**

Item Number: **PF-01-C**

Project #: **Tru by Hilton**

Item Description: **Toilet @ Guest Bath (OPTION C)**

Issue Date: **05/14/18**

Revision(s): **05/29/20** **Δ 2**

Product Details and Vendor Information Revised

Item Quantity:

Manufacturer: **BASIS OF DESIGN**

Source: **SEE 'NOTES' BELOW**

Instructions:

- All materials & methods of construction must comply with all local fire & life safety codes for use in hotels, and Tru by Hilton Standards.
- All quantities to be verified by hotel operator prior to purchasing.



Project Name: **V2.2 Prototypical Architectural Specs**

Item Number: **PF-01-D**

Project #: **Tru by Hilton**

Item Description: **Toilet @ Guest Bath (OPTION D)**

Issue Date: **05/14/18**

Revision(s): **05/29/20** **Δ 2**
Vendor Information Revised

Item Quantity:

Manufacturer: BASIS OF DESIGN

Source: SEE 'NOTES' BELOW

Address:

Address:

Phone:

Phone:

Fax:

Fax:

Contact:

Contact:

E-mail:

E-mail:

Web:

Web:

Model Number: 211CA.104
Model Name: Champion PRO Elongated 1.28 GPF Toilet
Description: High Efficiency, 1.28 GPF
Vitreous China
ADA Compliant
EverClean Antimicrobial Surface
Dimensions: 19"W x 30-1/4"D x 29-3/8"H
Color/Finish: White 020



Notes: *Toilet seat and lid are sold separately - item #5325.010.020 Champion 4 Slow Close Elongated Toilet Seat with cover.
(Toilet lid is required at guestroom locations)

RECOMMENDED VENDOR:
Lixil / American Standard Contact: Petra Michael, P:
732.221.7621, email: petra.michael@lixil.com

Required Item(s) for Designer Approval Prior to Fabrication:

Prepared By: AMC

☐ Seaming Diagram ☐ Strike-Off ☒ Finish Sample ☐ Cutting ☐ Shop Dwgs ☐ Prototype ☐ Flame Certificate

Instructions:

- All interpretations of these specifications MUST be submitted to Hilton for final approval prior to purchasing or implementation of any material.
- Must be of contract quality and suitable for commercial use.
- Quantities must be verified by installer.



Project Name: **V2.2 Prototypical Architectural Specs**

Item Number: **PF-01-D**

Project #: **Tru by Hilton**

Item Description: **Toilet @ Guest Bath (OPTION D)**

Issue Date: **05/14/18**

Revision(s): **05/29/20** **Δ 2**
Vendor Information Revised

Item Quantity:

Manufacturer: **BASIS OF DESIGN**

Source: **SEE 'NOTES' BELOW**

Instructions:

- All materials & methods of construction must comply with all local fire & life safety codes for use in hotels, and Tru by Hilton Standards.
- Plumbing Sub-Contractor is responsible for providing all plumbing hardware not specified but required for the complete installation of each item. Any plumbing hardware that is exposed to view must match the finish of any trim specified.
- All quantities to be verified by hotel operator prior to purchasing.



Project Name: **V2.2 Prototypical Architectural Specs**
Project #: **Tru by Hilton**

Item Number: **PF-05-A**
Item Description: **Shower Head @ Guest Bath (OPTION A)**

Issue Date: **05/14/18**

Revision(s): **05/29/20** **Δ 2**
Image & Vendor Information Revised

Item Quantity:

Manufacturer: BASIS OF DESIGN
Address:

Source: SEE 'NOTES' BELOW
Address:

Phone:
Fax:
Contact:
E-mail:
Web:

Phone:
Fax:
Contact:
E-mail:
Web:

Model Number: K-72419-CP
Model Name: Awaken G110 2.0 gpm Multi-Function Showerhead
Dimensions: 4-5/16"W x 2-7/8"H
Color/Finish: Polished Chrome



Notes:

*Wall mount installation. Manufacturer to provide all parts required for assembly and installation. All exposed pieces to be polished chrome finish.

Refer to architectural drawings for location and mounting heights.

Please purchase the following separately:
K-7395-CP- Shower Arm and Flange

RECOMMENDED VENDOR:
Kohler Company, Contact: Lori Henderson, P: 303-818-9719 email: lori.henderson@kohler.com, website: www.kohler.com

Required Item(s) for Designer Approval Prior to Fabrication:

Prepared By: AMC

☐ Seaming Diagram ☐ Strike-Off ☒ Finish Sample ☐ Cutting ☐ Shop Dwgs ☐ Prototype ☐ Flame Certificate

Instructions:

- All interpretations of these specifications MUST be submitted to Hilton for final approval prior to purchasing or implementation of any material.
- Must be of contract quality and suitable for commercial use.



Project Name: **V2.2 Prototypical Architectural Specs**

Item Number: **PF-05-A**

Project #: **Tru by Hilton**

Item Description: **Shower Head @ Guest Bath (OPTION A)**

Issue Date: **05/14/18**

Revision(s): **05/29/20** **Δ 2**
Image & Vendor Information Revised

Item Quantity:

Manufacturer: **BASIS OF DESIGN**

Source: **SEE 'NOTES' BELOW**

Instructions:

- Quantities must be verified by installer.
- All materials & methods of construction must comply with all local fire & life safety codes for use in hotels, and Tru by Hilton Standards.
- Plumbing Sub-Contractor is responsible for providing all plumbing hardware not specified but required for the complete installation of each item. Any plumbing hardware that is exposed to view must match the finish of any trim specified.
- All quantities to be verified by hotel operator prior to purchasing.



Project Name: **V2.2 Prototypical Architectural Specs**
Project #: **Tru by Hilton**

Item Number: **PF-05-B**
Item Description: **Shower Head @ Guest Bath (OPTION B)**

Issue Date: **05/14/18**

Revision(s): **05/29/20** **Δ 2**
Vendor Information Revised

Item Quantity:

Manufacturer: BASIS OF DESIGN
Address:

Source: SEE 'NOTES' BELOW
Address:

Phone:
Fax:
Contact:
E-mail:
Web:

Phone:
Fax:
Contact:
E-mail:
Web:

Model Number: 27591001
Model Name: New Tempesta Cosmopolitan 100 4-Function Showerhead
Description: 2.5 GPM flow rate
Dimensions: 3-15/16"W x 3-5/16"D
Color/Finish: StarLight Chrome



Notes:

*Wall mount installation. Manufacturer to provide all parts required for assembly and installation. All exposed pieces to be polished chrome finish.

Refer to architectural drawings for location and mounting heights.

Please purchase the following separately:
#27414000 - Wall Mount Tubular Shower Arm

RECOMMENDED VENDOR:
Grohe, Contact: Petra Michael, P: 732.221.7621,
email: petra.michael@lixil.com

Required Item(s) for Designer Approval Prior to Fabrication:

Prepared By: AMC

☐ Seaming Diagram ☐ Strike-Off ☒ Finish Sample ☐ Cutting ☐ Shop Dwgs ☐ Prototype ☐ Flame Certificate

Instructions:

- All interpretations of these specifications MUST be submitted to Hilton for final approval prior to purchasing or implementation of any material.



Project Name: **V2.2 Prototypical Architectural Specs**

Item Number: **PF-05-B**

Project #: **Tru by Hilton**

Item Description: **Shower Head @ Guest Bath (OPTION B)**

Issue Date: **05/14/18**

Revision(s): **05/29/20** **Δ 2**
Vendor Information Revised

Item Quantity:

Manufacturer: **BASIS OF DESIGN**

Source: **SEE 'NOTES' BELOW**

Instructions:

- Must be of contract quality and suitable for commercial use.
- Quantities must be verified by installer.
- All materials & methods of construction must comply with all local fire & life safety codes for use in hotels, and Tru by Hilton Standards.
- Plumbing Sub-Contractor is responsible for providing all plumbing hardware not specified but required for the complete installation of each item. Any plumbing hardware that is exposed to view must match the finish of any trim specified.
- All quantities to be verified by hotel operator prior to purchasing.



Project Name: **V2.2 Prototypical Architectural Specs**
Project #: **Tru by Hilton**

Item Number: **PF-05-C**
Item Description: **Shower Head @ Guest Bath (OPTION C)**

Issue Date: **05/14/18**

Revision(s): **05/29/20** **Δ 2**
Vendor Information Revised

Item Quantity:

Manufacturer: BASIS OF DESIGN
Address:

Source: SEE 'NOTES' BELOW
Address:

Phone:
Fax:
Contact:
E-mail:
Web:

Phone:
Fax:
Contact:
E-mail:
Web:

Model Number: 3638EP
Model Name: 4 Function Shower Head
Description: 2.0 GPM
Dimensions: 4-3/8"W x 2-9/16"D
Color/Finish: Chrome



Notes:

*Wall mount installation. Manufacturer to provide all parts required for assembly and installation. All exposed pieces to be polished chrome finish.

Refer to architectural drawings for location and mounting heights.

Please purchase the following separately:
Shower Arm and Flange (T2192-NH)

RECOMMENDED VENDOR:
Moen Inc., Contact: Stephanie Weston, P:
302.803.0093, email: stephanie.weston@fbgpg.com

Required Item(s) for Designer Approval Prior to Fabrication:

Prepared By: AMC

<input type="checkbox"/> Seaming Diagram	<input type="checkbox"/> Strike-Off	<input checked="" type="checkbox"/> Finish Sample	<input type="checkbox"/> Cutting	<input type="checkbox"/> Shop Dwgs	<input type="checkbox"/> Prototype	<input type="checkbox"/> Flame Certificate
--	-------------------------------------	---	----------------------------------	------------------------------------	------------------------------------	--

Instructions:

- All interpretations of these specifications MUST be submitted to Hilton for final approval prior to purchasing or implementation of any material.
- Must be of contract quality and suitable for commercial use.



Project Name: **V2.2 Prototypical Architectural Specs**

Item Number: **PF-05-C**

Project #: **Tru by Hilton**

Item Description: **Shower Head @ Guest Bath (OPTION C)**

Issue Date: **05/14/18**

Revision(s): **05/29/20** **Δ 2**
Vendor Information Revised

Item Quantity:

Manufacturer: **BASIS OF DESIGN**

Source: **SEE 'NOTES' BELOW**

Instructions:

- Quantities must be verified by installer.
- All materials & methods of construction must comply with all local fire & life safety codes for use in hotels, and Tru by Hilton Standards.
- Plumbing Sub-Contractor is responsible for providing all plumbing hardware not specified but required for the complete installation of each item. Any plumbing hardware that is exposed to view must match the finish of any trim specified.
- All quantities to be verified by hotel operator prior to purchasing.



Project Name: **V2.2 Prototypical Architectural Specs**
Project #: **Tru by Hilton**

Item Number: **PF-05-D**
Item Description: **Shower Head @ Guest Bath (OPTION D)**

Issue Date: **05/14/18**

Revision(s): **05/29/20** **Δ 2**
Vendor Information Revised

Item Quantity:

Manufacturer: BASIS OF DESIGN
Address:

Source: SEE 'NOTES' BELOW
Address:

Phone:
Fax:
Contact:
E-mail:
Web:

Phone:
Fax:
Contact:
E-mail:
Web:

Model Number: S-3010
Model Name: Neo 2.5 GPM Multi Function Shower Head
Dimensions: 3.6" x 4.8" x 3.6"
Color/Finish: Polished Chrome



Notes:

*Wall mount installation. Manufacturer to provide all parts required for assembly and installation. All exposed pieces to be polished chrome finish.

Refer to architectural drawings for location and mounting heights.

Purchase the Following Separately:
S-2540 Neo Arm and Flange

RECOMMENDED VENDOR:
Speakman, Contact: Mel Kolinski, P: 313.949.4511,
email: mel.kolinski@spekman.com

Required Item(s) for Designer Approval Prior to Fabrication:

Prepared By: AMC

☐ Seaming Diagram ☐ Strike-Off ☒ Finish Sample ☐ Cutting ☐ Shop Dwgs ☐ Prototype ☐ Flame Certificate

Instructions:

- All interpretations of these specifications MUST be submitted to Hilton for final approval prior to purchasing or implementation of any material.
- Must be of contract quality and suitable for commercial use.
- Quantities must be verified by installer.



Project Name: **V2.2 Prototypical Architectural Specs**

Item Number: **PF-05-D**

Project #: **Tru by Hilton**

Item Description: **Shower Head @ Guest Bath (OPTION D)**

Issue Date: **05/14/18**

Revision(s): **05/29/20** **Δ 2**
Vendor Information Revised

Item Quantity:

Manufacturer: **BASIS OF DESIGN**

Source: **SEE 'NOTES' BELOW**

Instructions:

- All materials & methods of construction must comply with all local fire & life safety codes for use in hotels, and Tru by Hilton Standards.
- Plumbing Sub-Contractor is responsible for providing all plumbing hardware not specified but required for the complete installation of each item. Any plumbing hardware that is exposed to view must match the finish of any trim specified.
- All quantities to be verified by hotel operator prior to purchasing.



Project Name: **V2.2 Prototypical Architectural Specs**
Project #: **Tru by Hilton**

Item Number: **PF-06-A**
Item Description: **Shower Controls @ Guest Bath (OPTION A)**

Issue Date: **05/14/18**

Revision(s): **05/29/20** **Δ 2**

Item Re-Selected, Notes and Vendor Information
Revised

Item Quantity:

Manufacturer: BASIS OF DESIGN

Source: SEE 'NOTES' BELOW

Address:

Address:

Phone:

Phone:

Fax:

Fax:

Contact:

Contact:

E-mail:

E-mail:

Web:

Web:

Model Number: *TLS99764-4-CP

Model Name: *Honesty Rite Temp Trim, Valve, Arm & Flange

Dimensions: 6-1/2"W x 6-1/2"H x 4-1/2"D

Color/Finish: CP- Polished Chrome



Notes:

*Manufacturer to provide all parts required for assembly and installation.
All exposed pieces to be polished chrome finish.

Refer to architectural drawings for location and mounting heights.

Please purchase the following separately:
Model #K-8304-KS-NA Rite Temp Pressure Balancing Valve

RECOMMENDED VENDOR:

Kohler Company, Contact: Lori Henderson, P: 303-818-9719 email: lori.henderson@kohler.com, website: www.kohler.com



Required Item(s) for Designer Approval Prior to Fabrication:

Prepared By: AMC

☐ Seaming Diagram ☐ Strike-Off ☒ Finish Sample ☐ Cutting ☐ Shop Dwgs ☐ Prototype ☐ Flame Certificate

Instructions:

- All interpretations of these specifications MUST be submitted to Hilton for final approval prior to purchasing or implementation of any material.



Project Name: **V2.2 Prototypical Architectural Specs**

Item Number: **PF-06-A**

Project #: **Tru by Hilton**

Item Description: **Shower Controls @ Guest Bath
(OPTION A)**

Issue Date: **05/14/18**

Revision(s): **05/29/20 Δ 2**

Item Re-Selected, Notes and Vendor Information
Revised

Item Quantity:

Manufacturer: **BASIS OF DESIGN**

Source: **SEE 'NOTES' BELOW**

Instructions:

- Must be of contract quality and suitable for commercial use.
- Quantities must be verified by installer.
- All materials & methods of construction must comply with all local fire & life safety codes for use in hotels, and Tru by Hilton Standards.
- Plumbing Sub-Contractor is responsible for providing all plumbing hardware not specified but required for the complete installation of each item. Any plumbing hardware that is exposed to view must match the finish of any trim specified.
- All quantities to be verified by hotel operator prior to purchasing.



Project Name: **V2.2 Prototypical Architectural Specs**
Project #: **Tru by Hilton**

Item Number: **PF-06-B**
Item Description: **Shower Controls @ Guest Bath (OPTION B)**

Issue Date: **05/14/18**

Revision(s): **05/29/20 Δ 2**
Model Number, Notes, Vendor Information and
Product Image Revised

Item Quantity:

Manufacturer: BASIS OF DESIGN

Source: SEE 'NOTES' BELOW

Address:

Address:

Phone:

Phone:

Fax:

Fax:

Contact:

Contact:

E-mail:

E-mail:

Web:

Web:

Model Number: ***14468000**

Model Name: Concetto Pressure Balance Valve Trim

Dimensions: 7-5/16"W x 7-5/16"H x 2-15/16"- 3-3/4"D

Color/Finish: StarLight Chrome



Notes:

***Manufacturer to provide all parts required for assembly and installation.
All exposed pieces to be polished chrome finish.**

Refer to architectural drawings for location and mounting heights.

**Please purchase the following separately:
Grohsafe 3.0 Shower Rough In 35110000**

**RECOMMENDED VENDOR:
Grohe, Contact: Petra Michael, P: 732.221.7621,
email: petra.michael@lixil.com**

Required Item(s) for Designer Approval Prior to Fabrication:

Prepared By: AMC

☐ Seaming Diagram ☐ Strike-Off ☒ Finish Sample ☐ Cutting ☐ Shop Dwgs ☐ Prototype ☐ Flame Certificate

Instructions:

- All interpretations of these specifications MUST be submitted to Hilton for final approval prior to purchasing or implementation of any material.
- Must be of contract quality and suitable for commercial use.



Project Name: **V2.2 Prototypical Architectural Specs**

Item Number: **PF-06-B**

Project #: **Tru by Hilton**

Item Description: **Shower Controls @ Guest Bath
(OPTION B)**

Issue Date: **05/14/18**

Revision(s): **05/29/20 Δ 2**

Model Number, Notes, Vendor Information and
Product Image Revised

Item Quantity:

Manufacturer: **BASIS OF DESIGN**

Source: **SEE 'NOTES' BELOW**

Instructions:

- Quantities must be verified by installer.
- All materials & methods of construction must comply with all local fire & life safety codes for use in hotels, and Tru by Hilton Standards.
- Plumbing Sub-Contractor is responsible for providing all plumbing hardware not specified but required for the complete installation of each item. Any plumbing hardware that is exposed to view must match the finish of any trim specified.
- All quantities to be verified by hotel operator prior to purchasing.



Project Name: **V2.2 Prototypical Architectural Specs**
Project #: **Tru by Hilton**

Item Number: **PF-06-C**
Item Description: **Shower Controls @ Guest Bath (OPTION C)**

Issue Date: **05/14/18**

Revision(s): **05/29/20** **Δ 2**
Model Number & Vendor Information Revised

Item Quantity:

Manufacturer: BASIS OF DESIGN
Address:

Source: SEE 'NOTES' BELOW
Address:

Phone:
Fax:
Contact:
E-mail:
Web:

Phone:
Fax:
Contact:
E-mail:
Web:

Model Number: ***T2192NH / 62370**
Model Name: Align Trim and Valve
Dimensions: 7"DIA x 3-21/32"D
Color/Finish: Polished Chrome

Notes:

***Manufacturer to provide all parts required for assembly and installation.
All exposed pieces to be polished chrome finish.**

Refer to architectural drawings for location and mounting heights.

**RECOMMENDED VENDOR:
Moen Inc., Contact: Stephanie Weston, P:
302.803.0093, email: stephanie.weston@fbgpg.com**



Required Item(s) for Designer Approval Prior to Fabrication:

Prepared By: AMC

☐ Seaming Diagram ☐ Strike-Off ☒ Finish Sample ☐ Cutting ☐ Shop Dwgs ☐ Prototype ☐ Flame Certificate

Instructions:

- All interpretations of these specifications MUST be submitted to Hilton for final approval prior to purchasing or implementation of any material.
- Must be of contract quality and suitable for commercial use.
- Quantities must be verified by installer.
- All materials & methods of construction must comply with all local fire & life safety codes for use in hotels, and Tru by Hilton Standards.



Project Name: **V2.2 Prototypical Architectural Specs**

Item Number: **PF-06-C**

Project #: **Tru by Hilton**

Item Description: **Shower Controls @ Guest Bath
(OPTION C)**

Issue Date: **05/14/18**

Revision(s): **05/29/20** **Δ 2**

Model Number & Vendor Information Revised

Item Quantity:

Manufacturer: **BASIS OF DESIGN**

Source: **SEE 'NOTES' BELOW**

Instructions:

- Plumbing Sub-Contractor is responsible for providing all plumbing hardware not specified but required for the complete installation of each item. Any plumbing hardware that is exposed to view must match the finish of any trim specified.
- All quantities to be verified by hotel operator prior to purchasing.



Project Name: **V2.2 Prototypical Architectural Specs**
Project #: **Tru by Hilton**

Item Number: **PF-06-D**
Item Description: **Shower Controls @ Guest Bath (OPTION D)**

Issue Date: **05/14/18**

Revision(s): **05/29/20** **Δ 2**
Model Number & Vendor Information Revised

Item Quantity:

Manufacturer: BASIS OF DESIGN
Address:

Source: SEE 'NOTES' BELOW
Address:

Phone:
Fax:
Contact:
E-mail:
Web:

Phone:
Fax:
Contact:
E-mail:
Web:

Model Number: *CPT-1000-P, and CPV-PB or CPV-T
Model Name: Neo
Dimensions: 7" DIA x 3-1/2"D x 2" DIA(handle)
Color/Finish: Polished Chrome

Notes:

*Manufacturer to provide all parts required for assembly and installation.
All exposed pieces to be polished chrome finish.

Refer to architectural drawings for location and mounting heights.

RECOMMENDED VENDOR:
Speakman, Contact: Mel Kolinski, P: 313.949.4511,
email: mel.kolinski@speakman.com



Required Item(s) for Designer Approval Prior to Fabrication:

Prepared By: AMC

☐ Seaming Diagram ☐ Strike-Off ☒ Finish Sample ☐ Cutting ☐ Shop Dwgs ☐ Prototype ☐ Flame Certificate

Instructions:

- All interpretations of these specifications MUST be submitted to Hilton for final approval prior to purchasing or implementation of any material.
- Must be of contract quality and suitable for commercial use.
- Quantities must be verified by installer.
- All materials & methods of construction must comply with all local fire & life safety codes for use in hotels, and Tru by Hilton Standards.



Project Name: **V2.2 Prototypical Architectural Specs**

Project #: **Tru by Hilton**

Item Number: **PF-06-D**

Item Description: **Shower Controls @ Guest Bath
(OPTION D)**

Issue Date: **05/14/18**

Revision(s): **05/29/20** **Δ 2**

Model Number & Vendor Information Revised

Item Quantity:

Manufacturer: **BASIS OF DESIGN**

Source: **SEE 'NOTES' BELOW**

Instructions:

- Plumbing Sub-Contractor is responsible for providing all plumbing hardware not specified but required for the complete installation of each item. Any plumbing hardware that is exposed to view must match the finish of any trim specified.
- All quantities to be verified by hotel operator prior to purchasing.



Project Name: **V2.2 Prototypical Architectural Specs**

Project #: **Tru by Hilton**

Item Number: **PF-07-A**

Item Description: **Sink Basin @ Employee Breakroom
(OPTION A)**

Issue Date: **05/14/18**

Revision(s): **05/29/20 Δ 2**

Model Number, Image & Vendor Information Revised

Item Quantity:

Manufacturer: BASIS OF DESIGN

Source: SEE 'NOTES' BELOW

Address:

Address:

Phone:

Phone:

Fax:

Fax:

Contact:

Contact:

E-mail:

E-mail:

Web:

Web:

Model Number: ***11403-3-NA**

Model Name: Sterling Southhaven Top- Mount Kitchen Sink

Dimensions: 24-1/2"W x 21-1/2"D x 6-1/2"H (Bowl Depth)

Color/Finish: Stainless Steel



Notes:

***RECOMMENDED VENDOR:**
Sterling – A Kohler Company, Contact: Lori
Henderson, P: 303-818-9719 email:
lori.henderson@kohler.com, website:
www.kohler.com

Required Item(s) for Designer Approval Prior to Fabrication:

Prepared By: AMC

☐ Seaming Diagram ☐ Strike-Off ☒ Finish Sample ☐ Cutting ☐ Shop Dwgs ☐ Prototype ☐ Flame Certificate

Instructions:

- All interpretations of these specifications MUST be submitted to Hilton for final approval prior to purchasing or implementation of any material.
- Must be of contract quality and suitable for commercial use.
- Quantities must be verified by installer.
- All materials & methods of construction must comply with all local fire & life safety codes for use in hotels, and Tru by Hilton Standards.
- Plumbing Sub-Contractor is responsible for providing all plumbing hardware not specified but required for the complete installation of each item. Any plumbing hardware that is exposed to view must match the finish of any trim specified.
- All quantities to be verified by hotel operator prior to purchasing.



Project Name: **V2.2 Prototypical Architectural Specs**

Project #: **Tru by Hilton**

Item Number: **PF-07-B**

Item Description: **Sink Basin @ Employee Breakroom
(OPTION B)**

Issue Date: **05/14/18**

Revision(s):

Item Quantity:

Manufacturer: **BASIS OF DESIGN**

Address:

Source: **SEE 'NOTES' BELOW**

Address:

Phone:

Phone:

Fax:

Fax:

Contact:

Contact:

E-mail:

E-mail:

Web:

Web:

Model Number:

GE12521

Model Name:

Dayton Stainless Steel Single Bowl Top-Mount Sink

Dimensions:

25"W x 21-1/4"D x 5-3/8"H

Color/Finish:

Stainless Steel



Notes:

RECOMMENDED VENDOR:

**Elkay Manufacturing, Contact: Mark Laing, P:
630.208.2418, email: mark.laing@elkay.com**

Required Item(s) for Designer Approval Prior to Fabrication:

Prepared By: **AMC**

☐ Seaming Diagram ☐ Strike-Off ☒ Finish Sample ☐ Cutting ☐ Shop Dwgs ☐ Prototype ☐ Flame Certificate

Instructions:

- All interpretations of these specifications **MUST** be submitted to Hilton for final approval prior to purchasing or implementation of any material.
- Must be of contract quality and suitable for commercial use.
- Quantities must be verified by installer.
- All materials & methods of construction must comply with all local fire & life safety codes for use in hotels, and Tru by Hilton Standards.
- Plumbing Sub-Contractor is responsible for providing all plumbing hardware not specified but required for the complete installation of each item. Any plumbing hardware that is exposed to view must match the finish of any trim specified.
- All quantities to be verified by hotel operator prior to purchasing.



Project Name: **V2.2 Prototypical Architectural Specs**
Project #: **Tru by Hilton**

Item Number: **PF-08-A**
Item Description: **Sink Faucet @ Employee Breakroom (OPTION A)**

Issue Date: **05/14/18**

Revision(s): **12/20/19** **Δ 2**
Vendor Information Revised

Item Quantity:

Manufacturer: BASIS OF DESIGN
Address:

Source: SEE 'NOTES' BELOW
Address:

Phone:
Fax:
Contact:
E-mail:
Web:

Phone:
Fax:
Contact:
E-mail:
Web:

Model Number: K-15171-F-CP
Model Name: Coralais Three Hole Kitchen Sink Faucet
Description: 10" Spout Reach
Dimensions: 10-1/2"W x 8-1/2"D (spout reach) x 7-5/8"H (handle fully closed)
Color/Finish: Polished Chrome



Notes: ***RECOMMENDED VENDOR:**
Kohler Company, Contact: Lori Henderson, P: 303-818-9719 email: lori.henderson@kohler.com, website: www.kohler.com

Required Item(s) for Designer Approval Prior to Fabrication:

Prepared By: AMC

☐ Seaming Diagram ☐ Strike-Off ☒ Finish Sample ☐ Cutting ☐ Shop Dwgs ☐ Prototype ☐ Flame Certificate

Instructions:

- All interpretations of these specifications MUST be submitted to Hilton for final approval prior to purchasing or implementation of any material.
- Must be of contract quality and suitable for commercial use.
- Quantities must be verified by installer.
- All materials & methods of construction must comply with all local fire & life safety codes for use in hotels, and Tru by Hilton Standards.
- Plumbing Sub-Contractor is responsible for providing all plumbing hardware not specified but required for the complete installation of each item. Any plumbing hardware that is exposed to view must match the finish of any trim specified.
- All quantities to be verified by hotel operator prior to purchasing.



Project Name: **V2.2 Prototypical Architectural Specs**
Project #: **Tru by Hilton**

Item Number: **PF-08-B**
Item Description: **Sink Faucet @ Employee Breakroom (OPTION B)**

Issue Date: **05/14/18**

Revision(s): **05/29/20** **Δ 2**
Item Re-Selected

Item Quantity:

Manufacturer: BASIS OF DESIGN
Address:

Source: SEE 'NOTES' BELOW
Address:

Phone:
Fax:
Contact:
E-mail:
Web:

Phone:
Fax:
Contact:
E-mail:
Web:

Model Number: *7074.000.002
Model Name: *Colony Pro Single-Handle Kitchen Faucet
Description: *Flow Rate: 1.5 GPM
Dimensions: *8-1/2" (Swivel Spout Length) x 5-7/8"H
Color/Finish: Polished Chrome

Notes: *RECOMMENDED VENDOR:
Lixil / American Standard Contact: Petra Michael, P:
732.221.7621, email: petra.michael@lixil.com



Required Item(s) for Designer Approval Prior to Fabrication:

Prepared By: AMC

☐ Seaming Diagram ☐ Strike-Off ☒ Finish Sample ☐ Cutting ☐ Shop Dwgs ☐ Prototype ☐ Flame Certificate

Instructions:

- All interpretations of these specifications MUST be submitted to Hilton for final approval prior to purchasing or implementation of any material.
- Must be of contract quality and suitable for commercial use.
- Quantities must be verified by installer.
- All materials & methods of construction must comply with all local fire & life safety codes for use in hotels, and Tru by Hilton Standards.
- Plumbing Sub-Contractor is responsible for providing all plumbing hardware not specified but required for the complete installation of each item. Any plumbing hardware that is exposed to view must match the finish of any trim specified.
- All quantities to be verified by hotel operator prior to purchasing.



Project Name: **V2.2 Prototypical Architectural Specs**
Project #: **Tru by Hilton**

Item Number: **PF-08-C**
Item Description: **Sink Faucet @ Employee Breakroom (OPTION C)**

Issue Date: **05/14/18**

Revision(s): **05/29/20** **Δ 2**
Description Added

Item Quantity:

Manufacturer: BASIS OF DESIGN
Address:

Source: SEE 'NOTES' BELOW
Address:

Phone:
Fax:
Contact:
E-mail:
Web:

Phone:
Fax:
Contact:
E-mail:
Web:

Model Number: 106171 / 752274
Model Name: Westlake Single Lever Kitchen Faucet
Description: ***Meets 1.8 GPM Flow Rate**
Dimensions: 10-3/8"D (spout reach) x 10-1/8"W x 7-3/8" (handle closed)
Color/Finish: Chrome



Notes: RECOMMENDED VENDOR:
Premier Faucet, Contact: Tom Bierlein, P:
904.248.8347, email: tbierlein@interlinebrands.com

Required Item(s) for Designer Approval Prior to Fabrication:

Prepared By: AMC

☐ Seaming Diagram ☐ Strike-Off ☒ Finish Sample ☐ Cutting ☐ Shop Dwgs ☐ Prototype ☐ Flame Certificate

Instructions:

- All interpretations of these specifications MUST be submitted to Hilton for final approval prior to purchasing or implementation of any material.
- Must be of contract quality and suitable for commercial use.
- Quantities must be verified by installer.
- All materials & methods of construction must comply with all local fire & life safety codes for use in hotels, and Tru by Hilton Standards.
- Plumbing Sub-Contractor is responsible for providing all plumbing hardware not specified but required for the complete installation of each item. Any plumbing hardware that is exposed to view must match the finish of any trim specified.
- All quantities to be verified by hotel operator prior to purchasing.



Project Name: **V2.2 Prototypical Architectural Specs**
Project #: **Tru by Hilton**

Item Number: **PF-09-A**
Item Description: **Hand Shower and Diverter Control Combo @ Accessible Guest Bath Roll-in Shower (OPTION A)**

Issue Date: **05/14/18**

Revision(s): **05/29/20 Δ 2**

Notes, Vendor Information & Product Image Revised

Item Quantity:

Manufacturer: BASIS OF DESIGN

Source: SEE 'NOTES' BELOW

Address:

Address:

Phone:

Phone:

Fax:

Fax:

Contact:

Contact:

E-mail:

E-mail:

Web:

Web:

Model Number: K-99898-CP

Model Name: Awaken G110 Slidebar Kit

Description: Includes:
Awaken G110 Multifunction Handshower
36" Slidebar
60" Metal Hose

Dimensions: 3-5/8" x 4-5/16" x 41-5/8"

Color/Finish: CP Polished Chrome



Notes:

*Please purchase the following separately:

7395-CP Shower Arm
K-72419-CP Showerhead
K-T99762-4 Valve Trim- Polished Chrome with Diverter
K-11748-KS Pressure - Balancing Valve with Stops and Diverter
K-98351-CP Wall Mount Supply Elbow with Check Valve

RECOMMENDED VENDOR:
Kohler Company, Contact: Lori Henderson, P: 303-818-9719 email: lori.henderson@kohler.com, website: www.kohler.com



Project Name: **V2.2 Prototypical Architectural Specs**
Project #: **Tru by Hilton**

Item Number: **PF-09-A**
Item Description: **Hand Shower and Diverter Control Combo @ Accessible Guest Bath Roll-in Shower (OPTION A)**

Issue Date: **05/14/18**

Revision(s): **05/29/20 Δ 2**

Notes, Vendor Information & Product Image Revised

Item Quantity:

Manufacturer: **BASIS OF DESIGN**

Source: **SEE 'NOTES' BELOW**

Required Item(s) for Designer Approval Prior to Fabrication:

Prepared By: **AMC**

<input type="checkbox"/> Seaming Diagram	<input type="checkbox"/> Strike-Off	<input checked="" type="checkbox"/> Finish Sample	<input type="checkbox"/> Cutting	<input type="checkbox"/> Shop Dwgs	<input type="checkbox"/> Prototype	<input type="checkbox"/> Flame Certificate
--	-------------------------------------	---	----------------------------------	------------------------------------	------------------------------------	--

Instructions:

- All interpretations of these specifications MUST be submitted to Hilton for final approval prior to purchasing or implementation of any material.
- Must be of contract quality and suitable for commercial use.
- Quantities must be verified by installer.
- All materials & methods of construction must comply with all local fire & life safety codes for use in hotels, and Tru by Hilton Standards.
- Plumbing Sub-Contractor is responsible for providing all plumbing hardware not specified but required for the complete installation of each item. Any plumbing hardware that is exposed to view must match the finish of any trim specified.
- All quantities to be verified by hotel operator prior to purchasing.



Project Name: **V2.2 Prototypical Architectural Specs**
Project #: **Tru by Hilton**

Item Number: **PF-09-B**
Item Description: **Hand Shower and Diverter Control Combo @ Accessible Guest Bath Roll-in Shower (OPTION B)**

Issue Date: **05/14/18**
Revision(s): **05/29/20** **Δ 2**
Notes & Vendor Information Revised

Item Quantity:

Manufacturer: BASIS OF DESIGN

Source: SEE 'NOTES' BELOW

Address:

Address:

Phone:

Phone:

Fax:

Fax:

Contact:

Contact:

E-mail:

E-mail:

Web:

Web:

Model Number: See Notes

Model Name: ADA Shower Combination

Dimensions: See notes.

Color/Finish: StarLight Chrome



Notes:

*Please purchase the following separately:

#14468000 Concetto Pressure balance trim -ADA compliant
#35110000 Grohsafe 3.0 shower rough-in valve
#27591001 - New Tempesta Cosmopolitan 100 4-Function Showerhead
#27414000 - Wall Mount Tubular Shower Arm
#29108001 - Concetto 2-Port Diverter Trim - ADA Compliant
#29901000 - 2-Port Rough-In Valve
#2726500E - Euphoria Mono Single Function Hand Shower - 1.5 GPM
#95866000 - Volume Control for Hand Shower
#28819001 - Rainshower 36" Shower Bar
#07911000 - Inline Vacuum Breaker
#28025000 - Rotaflex Metal Shower Hose
#28627000 - Shower Outlet Elbow
#26635000 Rainshower Wall union

Refer to manufacturer cut sheets for dimensions of all system components.



Project Name: **V2.2 Prototypical Architectural Specs**
Project #: **Tru by Hilton**

Item Number: **PF-09-B**
Item Description: **Hand Shower and Diverter Control
Combo @ Accessible Guest Bath Roll-
in Shower (OPTION B)**

Issue Date: **05/14/18**

Revision(s): **05/29/20** **Δ 2**
Notes & Vendor Information Revised

Item Quantity:

Manufacturer: **BASIS OF DESIGN**

Source: **SEE 'NOTES' BELOW**

RECOMMENDED VENDOR:
Grohe, Contact: Petra Michael, P: 732.221.7621,
email: petra.michael@lixil.com

Required Item(s) for Designer Approval Prior to Fabrication:

Prepared By: **AMC**

☐ Seaming Diagram ☐ Strike-Off ☒ Finish Sample ☐ Cutting ☐ Shop Dwgs ☐ Prototype ☐ Flame Certificate

Instructions:

- All interpretations of these specifications **MUST** be submitted to Hilton for final approval prior to purchasing or implementation of any material.
- Must be of contract quality and suitable for commercial use.
- Quantities must be verified by installer.
- All materials & methods of construction must comply with all local fire & life safety codes for use in hotels, and Tru by Hilton Standards.
- Plumbing Sub-Contractor is responsible for providing all plumbing hardware not specified but required for the complete installation of each item. Any plumbing hardware that is exposed to view must match the finish of any trim specified.
- All quantities to be verified by hotel operator prior to purchasing.



Project Name: **V2.2 Prototypical Architectural Specs**
Project #: **Tru by Hilton**

Item Number: **PF-09-C**
Item Description: **Hand Shower and Diverter Control Combo @ Accessible Guest Bath Roll-in Shower (OPTION C)**

Issue Date: **05/14/18**

Revision(s): **05/29/20 Δ 2**

Model Numbers Updated & Vendor Information Revised

Item Quantity:

Manufacturer: BASIS OF DESIGN

Source: SEE 'NOTES' BELOW

Address:

Address:

Phone:

Phone:

Fax:

Fax:

Contact:

Contact:

E-mail:

E-mail:

Web:

Web:

Model Number:

*3670EP

Model Name:

*5 Function Massaging Handshower w/ Slide Bar

Description:

*Includes:
Handheld shower
69" double interlock spiral hose (metal)
Double check valves in handshower
30" slide bar with level height selection

Dimensions:

*4-1/2" x 29-1/8"

Color/Finish:

Polished Chrome

Notes:

*Purchase the following separately:

Arm and Flange (CL10154)
Drop Ell (A725)
Pressure Balancing Valve (62370)
Three Function Commercial Transfer Valve Trim Kit with Diverter (2581)
Align Three Function Transfer Valve Trim Kit with Diverter (T2190)

RECOMMENDED VENDOR:

Moen Inc., Contact: Stephanie Weston, P:
302.803.0093, email: stephanie.weston@fbgpg.com



Required Item(s) for Designer Approval Prior to Fabrication:

Prepared By: AMC

☐ Seaming Diagram ☐ Strike-Off ☒ Finish Sample ☐ Cutting ☐ Shop Dwgs ☐ Prototype ☐ Flame Certificate



Project Name: **V2.2 Prototypical Architectural Specs**
Project #: **Tru by Hilton**

Item Number: **PF-09-C**
Item Description: **Hand Shower and Diverter Control Combo @ Accessible Guest Bath Roll-in Shower (OPTION C)**

Issue Date: **05/14/18**

Revision(s): **05/29/20** **Δ 2**

Model Numbers Updated & Vendor Information Revised

Item Quantity:

Manufacturer: **BASIS OF DESIGN**

Source: **SEE 'NOTES' BELOW**

Instructions:

- All interpretations of these specifications MUST be submitted to Hilton for final approval prior to purchasing or implementation of any material.
- Must be of contract quality and suitable for commercial use.
- Quantities must be verified by installer.
- All materials & methods of construction must comply with all local fire & life safety codes for use in hotels, and Tru by Hilton Standards.
- Plumbing Sub-Contractor is responsible for providing all plumbing hardware not specified but required for the complete installation of each item. Any plumbing hardware that is exposed to view must match the finish of any trim specified.
- All quantities to be verified by hotel operator prior to purchasing.



Project Name: **V2.2 Prototypical Architectural Specs**
Project #: **Tru by Hilton**

Item Number: **PF-09-D**
Item Description: **Hand Shower and Diverter Control Combo @ Accessible Guest Bath Roll-in Shower (OPTION D)**

Issue Date: **05/14/18**

Revision(s): **05/29/20 Δ 2**

Model Number & Vendor Information Revised

Item Quantity:

Manufacturer: BASIS OF DESIGN

Source: SEE 'NOTES' BELOW

Address:

Address:

Phone:

Phone:

Fax:

Fax:

Contact:

Contact:

E-mail:

E-mail:

Web:

Web:

Model Number: ***SLV-1490-ADA, and CPV-PB-DV or CPV-T-DV**

Model Name: Neo ADA Shower Combination

Description: Includes:
Pressure Balance Valve with Diverter and Trim (SM-1400-P)
Hand Shower (VS-3010)
Slide Bar (VS-153-ADA)
Showerarm and Flange (S-2540)
Pause/Trickle Adapter (VS-156)

Dimensions: 5.5"W x 5.75"D x 53"H

Color/Finish: Polished Chrome



Notes: ***RECOMMENDED VENDOR:**

Speakman, Contact: Mel Kolinski, P: 313.949.4511,
email: mel.kolinski@speakman.com

Required Item(s) for Designer Approval Prior to Fabrication:

Prepared By: AMC

☐ Seaming Diagram ☐ Strike-Off ☒ Finish Sample ☐ Cutting ☐ Shop Dwgs ☐ Prototype ☐ Flame Certificate

Instructions:

- All interpretations of these specifications MUST be submitted to Hilton for final approval prior to purchasing or implementation of any material.
- Must be of contract quality and suitable for commercial use.
- Quantities must be verified by installer.



Project Name: **V2.2 Prototypical Architectural Specs**
Project #: **Tru by Hilton**

Item Number: **PF-09-D**
Item Description: **Hand Shower and Diverter Control Combo @ Accessible Guest Bath Roll-in Shower (OPTION D)**

Issue Date: **05/14/18**

Revision(s): **05/29/20** **Δ 2**

Model Number & Vendor Information Revised

Item Quantity:

Manufacturer: **BASIS OF DESIGN**

Source: **SEE 'NOTES' BELOW**

Instructions:

- All materials & methods of construction must comply with all local fire & life safety codes for use in hotels, and Tru by Hilton Standards.
- Plumbing Sub-Contractor is responsible for providing all plumbing hardware not specified but required for the complete installation of each item. Any plumbing hardware that is exposed to view must match the finish of any trim specified.
- All quantities to be verified by hotel operator prior to purchasing.



Project Name: **V2.2 Prototypical Architectural Specs**

Project #: **Tru by Hilton**

Item Number: **PF-10-A**

Item Description: **Tub @ Accessible Guest Bath (OPTION A)**

Issue Date: **05/14/18**

Revision(s): **05/29/20 Δ 2**

Model Number, Notes & Vendor Information Revised,
Product Image Added

Item Quantity:

Manufacturer: BASIS OF DESIGN

Source: SEE 'NOTES' BELOW

Address:

Address:

Phone:

Phone:

Fax:

Fax:

Contact:

Contact:

E-mail:

E-mail:

Web:

Web:

Model Number: ***71041110 (LH) 71041120 (RH)**

Model Name: Sterling Performa Series

Dimensions: 60"W x 29"D x 16-1/4"H

Color/Finish: White



Notes:

***Use with 11660-CP Swiftflo adjustable drain**

Manufacturer must provide all parts necessary for installation.

Refer to architectural drawings for locations.

RECOMMENDED VENDOR:

Sterling – A Kohler Company, Contact: Lori Henderson, P: 303-818-9719 email: lori.henderson@kohler.com, website: www.kohler.com

Required Item(s) for Designer Approval Prior to Fabrication:

Prepared By: AMC

☐ Seaming Diagram ☐ Strike-Off ☒ Finish Sample ☐ Cutting ☐ Shop Dwgs ☐ Prototype ☐ Flame Certificate

Instructions:

- All interpretations of these specifications MUST be submitted to Hilton for final approval prior to purchasing or implementation of any material.
- Must be of contract quality and suitable for commercial use.
- Quantities must be verified by installer.



Project Name: **V2.2 Prototypical Architectural Specs**

Item Number: **PF-10-A**

Project #: **Tru by Hilton**

Item Description: **Tub @ Accessible Guest Bath (OPTION A)**

Issue Date: **05/14/18**

Revision(s): **05/29/20 Δ 2**

Model Number, Notes & Vendor Information Revised,
Product Image Added

Item Quantity:

Manufacturer: **BASIS OF DESIGN**

Source: **SEE 'NOTES' BELOW**

Instructions:

- All materials & methods of construction must comply with all local fire & life safety codes for use in hotels, and Tru by Hilton Standards.
- Plumbing Sub-Contractor is responsible for providing all plumbing hardware not specified but required for the complete installation of each item. Any plumbing hardware that is exposed to view must match the finish of any trim specified.
- All quantities to be verified by hotel operator prior to purchasing.



Project Name: **V2.2 Prototypical Architectural Specs**
Project #: **Tru by Hilton**

Item Number: **PF-10-B**
Item Description: **Tub @ Accessible Guest Bath (OPTION B)**

Issue Date: **05/14/18**

Revision(s): **05/29/20** **Δ 2**
Notes & Vendor Information Revised

Item Quantity:

Manufacturer: BASIS OF DESIGN
Address:

Source: SEE 'NOTES' BELOW
Address:

Phone:
Fax:
Contact:
E-mail:
Web:

Phone:
Fax:
Contact:
E-mail:
Web:

Model Number: 2390.202 / 2391.202
Model Name: Princeton Recess Bath
Dimensions: 60"W x 30D x 14"H
17-1/2"H for above floor installation
Color/Finish: 020 White



Notes:

*Left Hand Outlet: Model #2390.202
Left Hand Outlet W/ Tub Cover: Model #2390.202TC
Right Hand Outlet: Model #2391.202
Right Hand Outlet W/ Tub Covr: Model #2391.202TC

Purchase the following separately:
#1583.470.002 Universal Bath Drain

Manufacturer must provide all parts necessary for installation.

Refer to architectural drawings for locations.

RECOMMENDED VENDOR:
Lixil / American Standard Contact: Petra Michael, P:
732.221.7621, email: petra.michael@lixil.com

Required Item(s) for Designer Approval Prior to Fabrication:

Prepared By: AMC

☐ Seaming Diagram ☐ Strike-Off ☒ Finish Sample ☐ Cutting ☐ Shop Dwgs ☐ Prototype ☐ Flame Certificate

Instructions:

- All interpretations of these specifications MUST be submitted to Hilton for final approval prior to purchasing or



Project Name: **V2.2 Prototypical Architectural Specs**

Item Number: **PF-10-B**

Project #: **Tru by Hilton**

Item Description: **Tub @ Accessible Guest Bath (OPTION B)**

Issue Date: **05/14/18**

Revision(s): **05/29/20** **Δ 2**
Notes & Vendor Information Revised

Item Quantity:

Manufacturer: **BASIS OF DESIGN**

Source: **SEE 'NOTES' BELOW**

Instructions:

implementation of any material.

- Must be of contract quality and suitable for commercial use.
- Quantities must be verified by installer.
- All materials & methods of construction must comply with all local fire & life safety codes for use in hotels, and Tru by Hilton Standards.
- Plumbing Sub-Contractor is responsible for providing all plumbing hardware not specified but required for the complete installation of each item. Any plumbing hardware that is exposed to view must match the finish of any trim specified.
- All quantities to be verified by hotel operator prior to purchasing.



Project Name: **V2.2 Prototypical Architectural Specs**
Project #: **Tru by Hilton**

Item Number: **PF-11-A**
Item Description: **Hand Shower and Tub Combo @ Accessible Guest Bath (OPTION A)**

Issue Date: **05/14/18**

Revision(s): **05/29/20** **Δ 2**

Vendor Information & Product Image Revised

Item Quantity:

Manufacturer: BASIS OF DESIGN

Source: SEE 'NOTES' BELOW

Address:

Address:

Phone:

Phone:

Fax:

Fax:

Contact:

Contact:

E-mail:

E-mail:

Web:

Web:

Model Number: K-99898-CP

Model Name: Awaken G110 Slidebar Kit

Description: Includes:
Awaken G110 Multifunction Handshower
36" Slidebar
60" Metal Hose

Dimensions: 3-5/8" x 4-5/16" x 41-5/8"

Color/Finish: CP Polished Chrome



Notes:

*Please purchase the following separately:

K-T99762-4 Valve Trim- Polished Chrome with Diverter
K-11748-KS Pressure - Balancing Valve with Stops and Diverter
K-98351-CP Wall Mount Supply Elbow with Check Valve
K-15135-CP Bath Spout - Polished Chrome

RECOMMENDED VENDOR:
Kohler Company, Contact: Lori Henderson, P: 303-818-9719 email: lori.henderson@kohler.com, website: www.kohler.com

Required Item(s) for Designer Approval Prior to Fabrication:

Prepared By: AMC

☐ Seaming Diagram ☐ Strike-Off ☒ Finish Sample ☐ Cutting ☐ Shop Dwgs ☐ Prototype ☐ Flame Certificate

Instructions:



Project Name: **V2.2 Prototypical Architectural Specs**
Project #: **Tru by Hilton**

Item Number: **PF-11-A**
Item Description: **Hand Shower and Tub Combo @
Accessible Guest Bath (OPTION A)**

Issue Date: **05/14/18**

Revision(s): **05/29/20** **Δ 2**
Vendor Information & Product Image Revised

Item Quantity:

Manufacturer: **BASIS OF DESIGN**

Source: **SEE 'NOTES' BELOW**

Instructions:

- All interpretations of these specifications MUST be submitted to Hilton for final approval prior to purchasing or implementation of any material.
- Must be of contract quality and suitable for commercial use.
- Quantities must be verified by installer.
- All materials & methods of construction must comply with all local fire & life safety codes for use in hotels, and Tru by Hilton Standards.
- Plumbing Sub-Contractor is responsible for providing all plumbing hardware not specified but required for the complete installation of each item. Any plumbing hardware that is exposed to view must match the finish of any trim specified.
- All quantities to be verified by hotel operator prior to purchasing.



Project Name: **V2.2 Prototypical Architectural Specs**
Project #: **Tru by Hilton**

Item Number: **PF-11-B**
Item Description: **Hand Shower and Tub Combo @ Accessible Guest Bath (OPTION B)**

Issue Date: **05/14/18**

Revision(s): **05/29/20** **Δ 2**
Notes & Vendor Information Revised

Item Quantity:

Manufacturer: BASIS OF DESIGN
Address:

Source: SEE 'NOTES' BELOW
Address:

Phone:
Fax:
Contact:
E-mail:
Web:

Phone:
Fax:
Contact:
E-mail:
Web:

Model Number: See Notes
Model Name: ADA Shower and Tub Combination
Dimensions: See Notes
Color/Finish: StarLight Chrome



Notes:

*Please purchase the following separately:

- #14468000 Concetto Pressure balance trim - ADA compliant
- #35110000 Grohsafe 3.0 shower rough-in valve
- #27591001 - New Tempesta Cosmopolitan 100 4-Function Showerhead
- #27414000 - Wall Mount Tubular Shower Arm
- #29106001 - Concetto 3-Port Diverter Trim - ADA Compliant
- #29903000 - 3-Port Rough-In Valve
- #13274001 - Concetto Spout without Diverter
- #2726500E - Euphoria Mono Single Function Hand Shower - 1.5 GPM
- #95866000 - Volume Control for Hand Shower
- #28819001 - Rainshower 36" Shower Bar
- #07911000 - Inline Vacuum Breaker
- #28025000 - Rotaflex Metal Shower Hose
- #28627000 - Shower Outlet Elbow
- #26635000 Rainshower Wall union

Refer to manufacturer cut sheets for dimensions of all system components.



Project Name: **V2.2 Prototypical Architectural Specs**
Project #: **Tru by Hilton**

Item Number: **PF-11-B**
Item Description: **Hand Shower and Tub Combo @
Accessible Guest Bath (OPTION B)**

Issue Date: **05/14/18**

Revision(s): **05/29/20** **Δ 2**
Notes & Vendor Information Revised

Item Quantity:

Manufacturer: **BASIS OF DESIGN**

Source: **SEE 'NOTES' BELOW**

RECOMMENDED VENDOR:
Grohe, Contact: Petra Michael, P: 732.221.7621,
email: petra.michael@lixil.com

Required Item(s) for Designer Approval Prior to Fabrication:

Prepared By: AMC

☐ Seaming Diagram ☐ Strike-Off ☒ Finish Sample ☐ Cutting ☐ Shop Dwgs ☐ Prototype ☐ Flame Certificate

Instructions:

- All interpretations of these specifications MUST be submitted to Hilton for final approval prior to purchasing or implementation of any material.
- Must be of contract quality and suitable for commercial use.
- Quantities must be verified by installer.
- All materials & methods of construction must comply with all local fire & life safety codes for use in hotels, and Tru by Hilton Standards.
- Plumbing Sub-Contractor is responsible for providing all plumbing hardware not specified but required for the complete installation of each item. Any plumbing hardware that is exposed to view must match the finish of any trim specified.
- All quantities to be verified by hotel operator prior to purchasing.



Project Name: **V2.2 Prototypical Architectural Specs**
Project #: **Tru by Hilton**

Item Number: **PF-11-C**
Item Description: **Hand Shower and Tub Combo @ Accessible Guest Bath (OPTION C)**

Issue Date: **05/14/18**

Revision(s): **05/29/20** **Δ 2**
Item Re-selected, Vendor Information Revised

Item Quantity:

Manufacturer: BASIS OF DESIGN
Address:

Source: SEE 'NOTES' BELOW
Address:

Phone:
Fax:
Contact:
E-mail:
Web:

Phone:
Fax:
Contact:
E-mail:
Web:

Model Number: *3670EP
Model Name: *5 Function Massaging Handshower w/ Slide Bar and Tub Spout
Description: *Includes:
Handheld shower
69" double interlock spiral hose (metal)
Double check valves in handshower
30" slide bar with level height selection
Dimensions: *4-1/2" x 29-1/8"
Color/Finish: Polished Chrome



Notes: *Purchase the following separately:

Drop Ell (A725)
Pressure Balancing Valve (62370)
Three Function Commercial Transfer Valve Trim Kit with Diverter (3360)
Align Three Function Transfer Valve Trim Kit with Diverter (T4192)
Level Chrome Tub Spout (3892)

RECOMMENDED VENDOR:
Moen Inc., Contact: Stephanie Weston, P:
302.803.0093, email: stephanie.weston@fbgpg.com

Required Item(s) for Designer Approval Prior to Fabrication:

Prepared By: AMC

☐ Seaming Diagram ☐ Strike-Off ☒ Finish Sample ☐ Cutting ☐ Shop Dwgs ☐ Prototype ☐ Flame Certificate



Project Name: **V2.2 Prototypical Architectural Specs**
Project #: **Tru by Hilton**

Item Number: **PF-11-C**
Item Description: **Hand Shower and Tub Combo @
Accessible Guest Bath (OPTION C)**

Issue Date: **05/14/18**

Revision(s): **05/29/20** **Δ 2**
Item Re-selected, Vendor Information Revised

Item Quantity:

Manufacturer: **BASIS OF DESIGN**

Source: **SEE 'NOTES' BELOW**

Instructions:

- All interpretations of these specifications MUST be submitted to Hilton for final approval prior to purchasing or implementation of any material.
- Must be of contract quality and suitable for commercial use.
- Quantities must be verified by installer.
- All materials & methods of construction must comply with all local fire & life safety codes for use in hotels, and Tru by Hilton Standards.
- Plumbing Sub-Contractor is responsible for providing all plumbing hardware not specified but required for the complete installation of each item. Any plumbing hardware that is exposed to view must match the finish of any trim specified.
- All quantities to be verified by hotel operator prior to purchasing.



Project Name: **V2.2 Prototypical Architectural Specs**
Project #: **Tru by Hilton**

Item Number: **PF-11-D**
Item Description: **Hand Shower and Tub Combo @ Accessible Guest Bath (OPTION D)**

Issue Date: **05/14/18**

Revision(s): **05/29/20** **Δ 2**
Model Number & Vendor Information Revised

Item Quantity:

Manufacturer: BASIS OF DESIGN
Address:

Source: SEE 'NOTES' BELOW
Address:

Phone:
Fax:
Contact:
E-mail:
Web:

Phone:
Fax:
Contact:
E-mail:
Web:

Model Number: ***SLV-1490-ADA-P, and CPV-PB-DV or CPV-T-DV**
Model Name: Neo ADA Shower Combination
Description: Includes:
Pressure Balance Valve with Diverter and Trim (SM-1400-P)
Hand Shower (VS-3010)
Tub Spout (S1557)
Slide Bar (VS-153-ADA)
Showerarm and Flange (S-2540)
Pause/Trickle Adapter (VS-156)
Dimensions: 5.5"W x 5.75"D x 53"H
Color/Finish: Polished Chrome



Notes: ***RECOMMENDED VENDOR:**
Speakman, Contact: Mel Kolinski, P: 313.949.4511,
email: mel.kolinski@speakman.com

Required Item(s) for Designer Approval Prior to Fabrication:

Prepared By: AMC

☐ Seaming Diagram ☐ Strike-Off ☒ Finish Sample ☐ Cutting ☐ Shop Dwgs ☐ Prototype ☐ Flame Certificate

Instructions:

- All interpretations of these specifications MUST be submitted to Hilton for final approval prior to purchasing or implementation of any material.
- Must be of contract quality and suitable for commercial use.
- Quantities must be verified by installer.



Project Name: **V2.2 Prototypical Architectural Specs**

Item Number: **PF-11-D**

Project #: **Tru by Hilton**

Item Description: **Hand Shower and Tub Combo @
Accessible Guest Bath (OPTION D)**

Issue Date: **05/14/18**

Revision(s): **05/29/20** **Δ 2**

Model Number & Vendor Information Revised

Item Quantity:

Manufacturer: **BASIS OF DESIGN**

Source: **SEE 'NOTES' BELOW**

Instructions:

- All materials & methods of construction must comply with all local fire & life safety codes for use in hotels, and Tru by Hilton Standards.
- Plumbing Sub-Contractor is responsible for providing all plumbing hardware not specified but required for the complete installation of each item. Any plumbing hardware that is exposed to view must match the finish of any trim specified.
- All quantities to be verified by hotel operator prior to purchasing.



Project Name: **V2.2 Prototypical Architectural Specs**
Project #: **Tru by Hilton**

Item Number: **PF-12-A**
Item Description: **Sink Basin @ Public Restroom (OPTION A)**

Issue Date: **05/14/18**

Revision(s): **05/29/20** **Δ 2**
Dimensions, Image and Vendor Information revised

Item Quantity:

Manufacturer: BASIS OF DESIGN
Address:

Source: SEE 'NOTES' BELOW
Address:

Phone:
Fax:
Contact:
E-mail:
Web:

Phone:
Fax:
Contact:
E-mail:
Web:

Model Number: 442007-U-0
Model Name: Sterling Stinson Undermount Sink Basin
Dimensions: ***18-3/16"L x 12-3/16"W x 5"H**
Color/Finish: White

Notes:

***Plumbing contractor MUST coordinate with casegood FF&E vendor to ensure faucet fixture and sink basin fit within vanity base.**

RECOMMENDED VENDOR:
Sterling – A Kohler Company, Contact: Lori Henderson, P: 303-818-9719 email: lori.henderson@kohler.com, website: www.kohler.com



Required Item(s) for Designer Approval Prior to Fabrication:

Prepared By: AMC

☐ Seaming Diagram ☐ Strike-Off ☒ Finish Sample ☐ Cutting ☐ Shop Dwgs ☐ Prototype ☐ Flame Certificate

Instructions:

- All interpretations of these specifications MUST be submitted to Hilton for final approval prior to purchasing or implementation of any material.
- Must be of contract quality and suitable for commercial use.
- Quantities must be verified by installer.
- All materials & methods of construction must comply with all local fire & life safety codes for use in hotels, and Tru by Hilton Standards.



Project Name: **V2.2 Prototypical Architectural Specs**

Item Number: **PF-12-A**

Project #: **Tru by Hilton**

Item Description: **Sink Basin @ Public Restroom
(OPTION A)**

Issue Date: **05/14/18**

Revision(s): **05/29/20** **Δ 2**

Dimensions, Image and Vendor Information revised

Item Quantity:

Manufacturer: **BASIS OF DESIGN**

Source: **SEE 'NOTES' BELOW**

Instructions:

- Plumbing Sub-Contractor is responsible for providing all plumbing hardware not specified but required for the complete installation of each item. Any plumbing hardware that is exposed to view must match the finish of any trim specified.
- All quantities to be verified by hotel operator prior to purchasing.



Project Name: **V2.2 Prototypical Architectural Specs**
Project #: **Tru by Hilton**

Item Number: **PF-12-B**
Item Description: **Sink Basin @ Public Restroom (OPTION B)**

Issue Date: **05/14/18**

Revision(s): **05/29/20** **Δ 2**
Vendor Information Revised

Item Quantity:

Manufacturer: BASIS OF DESIGN
Address:

Source: SEE 'NOTES' BELOW
Address:

Phone:
Fax:
Contact:
E-mail:
Web:

Phone:
Fax:
Contact:
E-mail:
Web:

Model Number: 0495.221.020
Model Name: Ovalyn Undercounter Sink
Dimensions: OVERALL DIMENSIONS: 17-1/8"W x 14-1/8"D x 7-1/2"H
Color/Finish: White



Notes:

*Plumbing contractor MUST coordinate with casegood FF&E vendor to ensure faucet fixture and sink basin fit within vanity base.

RECOMMENDED VENDOR:
Lixil / American Standard Contact: Petra Michael, P:
732.221.7621, email: petra.michael@lixil.com

Required Item(s) for Designer Approval Prior to Fabrication:

Prepared By: AMC

☐ Seaming Diagram ☐ Strike-Off ☒ Finish Sample ☐ Cutting ☐ Shop Dwgs ☐ Prototype ☐ Flame Certificate

Instructions:

- All interpretations of these specifications MUST be submitted to Hilton for final approval prior to purchasing or implementation of any material.
- Must be of contract quality and suitable for commercial use.
- Quantities must be verified by installer.
- All materials & methods of construction must comply with all local fire & life safety codes for use in hotels, and Tru by Hilton Standards.
- Plumbing Sub-Contractor is responsible for providing all plumbing hardware not specified but required for the complete installation of each item. Any plumbing hardware that is exposed to view must match the finish of any trim specified.



Project Name: **V2.2 Prototypical Architectural Specs**

Item Number: **PF-12-B**

Project #: **Tru by Hilton**

Item Description: **Sink Basin @ Public Restroom
(OPTION B)**

Issue Date: **05/14/18**

Revision(s): **05/29/20** **Δ 2**
Vendor Information Revised

Item Quantity:

Manufacturer: BASIS OF DESIGN

Source: SEE 'NOTES' BELOW

Instructions:

- All quantities to be verified by hotel operator prior to purchasing.



Project Name: **V2.2 Prototypical Architectural Specs**
Project #: **Tru by Hilton**

Item Number: **PF-13-A**
Item Description: **Sink Faucet @ Public Restroom (OPTION A)**

Issue Date: **05/14/18**

Revision(s): **05/29/20** **Δ 2**
Description & Vendor Information Revised

Item Quantity:

Manufacturer: BASIS OF DESIGN
Address:

Source: SEE 'NOTES' BELOW
Address:

Phone:
Fax:
Contact:
E-mail:
Web:

Phone:
Fax:
Contact:
E-mail:
Web:

Model Number: K16027-4
Model Name: July Single-Handle Sink Faucet
Description: ***1.2 GPM Flow Rate
Single Hole Installation**
Dimensions: 4-3/8"Spout Reach x 4-1/2"H
Color/Finish: Polished Chrome

Notes: ***Plumbing contractor MUST coordinate with
casegood FF&E vendor to ensure faucet fixture and
sink basin fit within vanity base.**
RECOMMENDED VENDOR:
Kohler Company, Contact: Lori Henderson, P: 303-
818-9719 email: lori.henderson@kohler.com,
website: www.kohler.com



Required Item(s) for Designer Approval Prior to Fabrication:

Prepared By: AMC

☐ Seaming Diagram ☐ Strike-Off ☒ Finish Sample ☐ Cutting ☐ Shop Dwgs ☐ Prototype ☐ Flame Certificate

Instructions:

- All interpretations of these specifications MUST be submitted to Hilton for final approval prior to purchasing or implementation of any material.
- Must be of contract quality and suitable for commercial use.
- Quantities must be verified by installer.
- All materials & methods of construction must comply with all local fire & life safety codes for use in hotels, and Tru by Hilton Standards.



Project Name: **V2.2 Prototypical Architectural Specs**

Item Number: **PF-13-A**

Project #: **Tru by Hilton**

Item Description: **Sink Faucet @ Public Restroom
(OPTION A)**

Issue Date: **05/14/18**

Revision(s): **05/29/20** **Δ 2**
Description & Vendor Information Revised

Item Quantity:

Manufacturer: **BASIS OF DESIGN**

Source: **SEE 'NOTES' BELOW**

Instructions:

- Plumbing Sub-Contractor is responsible for providing all plumbing hardware not specified but required for the complete installation of each item. Any plumbing hardware that is exposed to view must match the finish of any trim specified.
- All quantities to be verified by hotel operator prior to purchasing.



Project Name: **V2.2 Prototypical Architectural Specs**

Project #: **Tru by Hilton**

Item Number: **PF-13-B**

Item Description: **Sink Faucet @ Public Restroom
(OPTION B)**

Issue Date: **05/14/18**

Revision(s): **05/29/20 Δ 2**

Model Number, Description & Vendor Information
Revised

Item Quantity:

Manufacturer: **BASIS OF DESIGN**

Source: **SEE 'NOTES' BELOW**

Address:

Address:

Phone:

Phone:

Fax:

Fax:

Contact:

Contact:

E-mail:

E-mail:

Web:

Web:

Model Number:

***34 270 00A**

Model Name:

Concetto Lavatory Faucet

Description:

***1.2gpm (WaterSense)
Single Hole Installation**

Dimensions:

7-5/16" x 3-15/16"

Color/Finish:

001 Chrome

Notes:

***Plumbing contractor MUST coordinate with
casegood FF&E vendor to ensure faucet fixture and
sink basin fit within vanity base.**

RECOMMENDED VENDOR:

**Grohe, Contact: Petra Michael, P: 732.221.7621,
email: petra.michael@lixil.com**



Required Item(s) for Designer Approval Prior to Fabrication:

Prepared By: **AMC**

☐ Seaming Diagram ☐ Strike-Off ☒ Finish Sample ☐ Cutting ☐ Shop Dwgs ☐ Prototype ☐ Flame Certificate

Instructions:

- All interpretations of these specifications MUST be submitted to Hilton for final approval prior to purchasing or implementation of any material.
- Must be of contract quality and suitable for commercial use.
- Quantities must be verified by installer.
- All materials & methods of construction must comply with all local fire & life safety codes for use in hotels, and Tru by Hilton Standards.



Project Name: **V2.2 Prototypical Architectural Specs**

Item Number: **PF-13-B**

Project #: **Tru by Hilton**

Item Description: **Sink Faucet @ Public Restroom
(OPTION B)**

Issue Date: **05/14/18**

Revision(s): **05/29/20 Δ 2**

Model Number, Description & Vendor Information
Revised

Item Quantity:

Manufacturer: BASIS OF DESIGN

Source: SEE 'NOTES' BELOW

Instructions:

- Plumbing Sub-Contractor is responsible for providing all plumbing hardware not specified but required for the complete installation of each item. Any plumbing hardware that is exposed to view must match the finish of any trim specified.
- All quantities to be verified by hotel operator prior to purchasing.



Project Name: **V2.2 Prototypical Architectural Specs**
Project #: **Tru by Hilton**

Item Number: **PF-13-C**
Item Description: **Sink Faucet @ Public Restroom (OPTION C)**

Issue Date: **05/14/18**

Revision(s): **05/29/20** **Δ 2**
Vendor Information Revised

Item Quantity:

Manufacturer: BASIS OF DESIGN
Address:

Source: SEE 'NOTES' BELOW
Address:

Phone:
Fax:
Contact:
E-mail:
Web:

Phone:
Fax:
Contact:
E-mail:
Web:

Model Number: 9480
Model Name: Ambition Low Profile Faucet
Description: 1.2 GPM Flow Rate
Single Hole Installation
Dimensions: 5-11/16" x 2" x 6-1/8"
Color/Finish: Chrome



Notes:

*Plumbing contractor MUST coordinate with casegood FF&E vendor to ensure faucet fixture and sink basin fit within vanity base.

RECOMMENDED VENDOR:
Moen Inc., Contact: Stephanie Weston, P:
302.803.0093, email: stephanie.weston@fbgpg.com

Required Item(s) for Designer Approval Prior to Fabrication:

Prepared By: AMC

☐ Seaming Diagram ☐ Strike-Off ☒ Finish Sample ☐ Cutting ☐ Shop Dwgs ☐ Prototype ☐ Flame Certificate

Instructions:

- All interpretations of these specifications MUST be submitted to Hilton for final approval prior to purchasing or implementation of any material.
- Must be of contract quality and suitable for commercial use.
- Quantities must be verified by installer.
- All materials & methods of construction must comply with all local fire & life safety codes for use in hotels, and Tru by Hilton Standards.



Project Name: **V2.2 Prototypical Architectural Specs**

Item Number: **PF-13-C**

Project #: **Tru by Hilton**

Item Description: **Sink Faucet @ Public Restroom
(OPTION C)**

Issue Date: **05/14/18**

Revision(s): **05/29/20** **Δ 2**
Vendor Information Revised

Item Quantity:

Manufacturer: **BASIS OF DESIGN**

Source: **SEE 'NOTES' BELOW**

Instructions:

- Plumbing Sub-Contractor is responsible for providing all plumbing hardware not specified but required for the complete installation of each item. Any plumbing hardware that is exposed to view must match the finish of any trim specified.
- All quantities to be verified by hotel operator prior to purchasing.



Project Name: **V2.2 Prototypical Architectural Specs**
Project #: **Tru by Hilton**

Item Number: **PF-13-D**
Item Description: **Sink Faucet @ Public Restroom (OPTION D)**

Issue Date: **05/14/18**

Revision(s): **05/29/20** **Δ 2**
Vendor Information Revised

Item Quantity:

Manufacturer: BASIS OF DESIGN
Address:

Source: SEE 'NOTES' BELOW
Address:

Phone:
Fax:
Contact:
E-mail:
Web:

Phone:
Fax:
Contact:
E-mail:
Web:

Model Number: SB-1021-E
Model Name: Neo Widespread Faucet
Description: 1.2 GPM Flow Rate
3- Hole Installation
Dimensions: 6.63"D x 7"H x 2.25"W
Color/Finish: Polished Chrome



Notes:

*Plumbing contractor MUST coordinate with casegood FF&E vendor to ensure faucet fixture and sink basin fit within vanity base.

RECOMMENDED VENDOR:
Speakman, Contact: Mel Kolinski, P: 313.949.4511,
email: mel.kolinski@speakman.com

Required Item(s) for Designer Approval Prior to Fabrication:

Prepared By: AMC

☐ Seaming Diagram ☐ Strike-Off ☒ Finish Sample ☐ Cutting ☐ Shop Dwgs ☐ Prototype ☐ Flame Certificate

Instructions:

- All interpretations of these specifications MUST be submitted to Hilton for final approval prior to purchasing or implementation of any material.
- Must be of contract quality and suitable for commercial use.
- Quantities must be verified by installer.
- All materials & methods of construction must comply with all local fire & life safety codes for use in hotels, and Tru by Hilton Standards.
- Plumbing Sub-Contractor is responsible for providing all plumbing hardware not specified but required for the complete installation of each item. Any plumbing hardware that is exposed to view must match the finish of any trim specified.



Project Name: **V2.2 Prototypical Architectural Specs**

Project #: **Tru by Hilton**

Item Number: **PF-13-D**

Item Description: **Sink Faucet @ Public Restroom
(OPTION D)**

Issue Date: **05/14/18**

Revision(s): **05/29/20** **Δ 2**
Vendor Information Revised

Item Quantity:

Manufacturer: **BASIS OF DESIGN**

Source: **SEE 'NOTES' BELOW**

Instructions:

- All quantities to be verified by hotel operator prior to purchasing.



Project Name: **V2.2 Prototypical Architectural Specs**
Project #: **Tru by Hilton**

Item Number: **PF-14-A**
Item Description: **Toilet @ Public Restrooms & Employee Restroom (OPTION A)**

Issue Date: **05/14/18**

Revision(s): **05/29/20** **Δ 2**
Vendor Information Revised

Item Quantity:

Manufacturer: BASIS OF DESIGN
Address:

Source: SEE 'NOTES' BELOW
Address:

Phone:
Fax:
Contact:
E-mail:
Web:

Phone:
Fax:
Contact:
E-mail:
Web:

Model Number: 25-733-0
Model Name: North Point ErgoHeight ADA Elongated Spud Bowl
Description: 1.28 gpf/ 4.8 lpf high efficiency floor mount bowl
Siphon Jet
Vitreous china
Dimensions: 27-3/8"L x 14-3/4"W x 17"H
Color/Finish: White



Notes:

***Please purchase the following separately:**

Sloan - #3780018 - 1.28 gpf Flushometer
Bemis - #1055 000 - Commercial Heavy Duty
Elongated toilet Seat
Premier - #191200 - Wax Bowl Ring with Sleeve

RECOMMENDED VENDOR:
Gerber Plumbing Fixtures Contact: Art Rehner, P:
410.920.6230, email: art.rehner@globeunion.com,
website: gerberonline.com

Required Item(s) for Designer Approval Prior to Fabrication:

Prepared By: AMC

☐ Seaming Diagram ☐ Strike-Off ☒ Finish Sample ☐ Cutting ☐ Shop Dwgs ☐ Prototype ☐ Flame Certificate

Instructions:

- All interpretations of these specifications MUST be submitted to Hilton for final approval prior to purchasing or implementation of any material.
- Must be of contract quality and suitable for commercial use.



Project Name: **V2.2 Prototypical Architectural Specs**

Item Number: **PF-14-A**

Project #: **Tru by Hilton**

Item Description: **Toilet @ Public Restrooms & Employee Restroom (OPTION A)**

Issue Date: **05/14/18**

Revision(s): **05/29/20** **Δ 2**
Vendor Information Revised

Item Quantity:

Manufacturer: **BASIS OF DESIGN**

Source: **SEE 'NOTES' BELOW**

Instructions:

- Quantities must be verified by installer.
- All materials & methods of construction must comply with all local fire & life safety codes for use in hotels, and Tru by Hilton Standards.
- Plumbing Sub-Contractor is responsible for providing all plumbing hardware not specified but required for the complete installation of each item. Any plumbing hardware that is exposed to view must match the finish of any trim specified.
- All quantities to be verified by hotel operator prior to purchasing.



Project Name: **V2.2 Prototypical Architectural Specs**
Project #: **Tru by Hilton**

Item Number: **PF-14-B**
Item Description: **Toilet @ Public Restrooms & Employee Restroom (OPTION B)**

Issue Date: **05/14/18**

Revision(s): **05/29/20** **Δ 2**
Notes & Vendor Information Revised

Item Quantity:

Manufacturer: BASIS OF DESIGN
Address:

Source: SEE 'NOTES' BELOW
Address:

Phone:
Fax:
Contact:
E-mail:
Web:

Phone:
Fax:
Contact:
E-mail:
Web:

Model Number: K-96057-0
Model Name: Highcliff Ultra ADA-Height Flushometer Bowl with Top Spud
Description: 1.1-1.6 gpf range
Vitreous China
ADA Compliant bowl height
Dimensions: 26-1/8" L x 14-5/8" W x 16-5/8" H
Color/Finish: White



Notes:

***Please purchase the following separately:**

Kohler - #K-76321-CP - 1.28 gpf Primme Toilet Flushometer - Polished Chrome
Kohler - #K-4731-CA-0 Stronghold Toilet Seat with Check Hinge for Commercial Toilets
Premier - #191200 Wax Bowl Ring with Sleeve

RECOMMENDED VENDOR:
Kohler Company, Contact: Lori Henderson, P: 303-818-9719 email: lori.henderson@kohler.com, website: www.kohler.com

Required Item(s) for Designer Approval Prior to Fabrication:

Prepared By: AMC

☐ Seaming Diagram ☐ Strike-Off ☒ Finish Sample ☐ Cutting ☐ Shop Dwgs ☐ Prototype ☐ Flame Certificate

Instructions:

- All interpretations of these specifications MUST be submitted to Hilton for final approval prior to purchasing or implementation of any material.



Project Name: **V2.2 Prototypical Architectural Specs**

Item Number: **PF-14-B**

Project #: **Tru by Hilton**

Item Description: **Toilet @ Public Restrooms & Employee Restroom (OPTION B)**

Issue Date: **05/14/18**

Revision(s): **05/29/20** **Δ 2**
Notes & Vendor Information Revised

Item Quantity:

Manufacturer: **BASIS OF DESIGN**

Source: **SEE 'NOTES' BELOW**

Instructions:

- Must be of contract quality and suitable for commercial use.
- Quantities must be verified by installer.
- All materials & methods of construction must comply with all local fire & life safety codes for use in hotels, and Tru by Hilton Standards.
- Plumbing Sub-Contractor is responsible for providing all plumbing hardware not specified but required for the complete installation of each item. Any plumbing hardware that is exposed to view must match the finish of any trim specified.
- All quantities to be verified by hotel operator prior to purchasing.



Project Name: **V2.2 Prototypical Architectural Specs**
Project #: **Tru by Hilton**

Item Number: **PF-14-C**
Item Description: **Toilet @ Public Restrooms & Employee Restroom (OPTION C)**

Issue Date: **05/14/18**

Revision(s): **05/29/20** **Δ 2**
Vendor Information Revised

Item Quantity:

Manufacturer: BASIS OF DESIGN
Address:

Source: SEE 'NOTES' BELOW
Address:

Phone:
Fax:
Contact:
E-mail:
Web:

Phone:
Fax:
Contact:
E-mail:
Web:

Model Number: 3043.001.020
Model Name: Madera FloWise ADA Elongated Toilet Bowl
Description: Operates in the range of 1.1 gpf to 1.6 gpf
Direct-fed siphon jet action
Vitreous china
Dimensions: 28-1/4"L x 14"W x 16-1/2"H
Color/Finish: White



Notes:

***Please purchase the following separately:**

Sloan - #3780018 - 1.28 gpf Flushometer
Premier - #283035 - Heavy Duty Commercial
Elongated Toilet Seat
Premier - #191200 Wax Bowl Ring with Sleeve

RECOMMENDED VENDOR:

Lixil / American Standard Contact: Petra Michael, P:
732.221.7621, email: petra.michael@lixil.com

Required Item(s) for Designer Approval Prior to Fabrication:

Prepared By: AMC

☐ Seaming Diagram ☐ Strike-Off ☒ Finish Sample ☐ Cutting ☐ Shop Dwgs ☐ Prototype ☐ Flame Certificate

Instructions:

- All interpretations of these specifications MUST be submitted to Hilton for final approval prior to purchasing or implementation of any material.
- Must be of contract quality and suitable for commercial use.
- Quantities must be verified by installer.



Project Name: **V2.2 Prototypical Architectural Specs**

Item Number: **PF-14-C**

Project #: **Tru by Hilton**

Item Description: **Toilet @ Public Restrooms & Employee Restroom (OPTION C)**

Issue Date: **05/14/18**

Revision(s): **05/29/20** **Δ 2**
Vendor Information Revised

Item Quantity:

Manufacturer: **BASIS OF DESIGN**

Source: **SEE 'NOTES' BELOW**

Instructions:

- All materials & methods of construction must comply with all local fire & life safety codes for use in hotels, and Tru by Hilton Standards.
- Plumbing Sub-Contractor is responsible for providing all plumbing hardware not specified but required for the complete installation of each item. Any plumbing hardware that is exposed to view must match the finish of any trim specified.
- All quantities to be verified by hotel operator prior to purchasing.



Project Name: **V2.2 Prototypical Architectural Specs**
Project #: **Tru by Hilton**

Item Number: **PF-15-A**
Item Description: **Wall Mount Sink Basin @ Employee Restroom (OPTION A)**

Issue Date: **05/14/18**

Revision(s): **05/29/20** **Δ 2**
Notes & Vendor Information Revised

Item Quantity:

Manufacturer: BASIS OF DESIGN
Address:

Source: SEE 'NOTES' BELOW
Address:

Phone:
Fax:
Contact:
E-mail:
Web:

Phone:
Fax:
Contact:
E-mail:
Web:

Model Number: K-2031-0
Model Name: Greenwich Wall-Mount Bathroom Sink
Description: Vitreous China
Includes Wall Hanger
Single Faucet Hole
ADA Compliant
Dimensions: 20-3/4" x 18-1/4"
Color/Finish: White



Notes:

*Manufacturer to provide all parts required for assembly and installation. P-Trap and Wall-Mount Sink Brackets are NOT included.

Recommended P-Trap & Sink Bracket Specifications:
Kohler: 8998-CP Adjustable P-Trap ; polished chrome 1-1/4" x 1-1/4"
Kohler: 1808-P-NA Bathroom Sink Brackets (Set of Two)

Refer to architectural drawings for location and mounting heights.

RECOMMENDED VENDOR:
Kohler Company, Contact: Lori Henderson, P: 303-818-9719 email: lori.henderson@kohler.com, website: www.kohler.com

Required Item(s) for Designer Approval Prior to Fabrication:

Prepared By: MB

☐ Seaming Diagram ☐ Strike-Off ☐ Finish Sample ☐ Cutting ☐ Shop Dwgs ☐ Prototype ☐ Flame Certificate



Project Name: **V2.2 Prototypical Architectural Specs**

Item Number: **PF-15-A**

Project #: **Tru by Hilton**

Item Description: **Wall Mount Sink Basin @ Employee Restroom (OPTION A)**

Issue Date: **05/14/18**

Revision(s): **05/29/20** **Δ 2**
Notes & Vendor Information Revised

Item Quantity:

Manufacturer: **BASIS OF DESIGN**

Source: **SEE 'NOTES' BELOW**

Required Item(s) for Designer Approval Prior to Fabrication:

Prepared By: MB

☐ Seaming Diagram ☐ Strike-Off ☐ Finish Sample ☐ Cutting ☐ Shop Dwgs ☐ Prototype ☐ Flame Certificate

Instructions:

- All interpretations of these specifications MUST be submitted to Hilton for final approval prior to purchasing or implementation of any material.
- Must be of contract quality and suitable for commercial use.
- Quantities must be verified by installer.
- All materials & methods of construction must comply with all local fire & life safety codes for use in hotels, and Tru by Hilton Standards.
- Plumbing Sub-Contractor is responsible for providing all plumbing hardware not specified but required for the complete installation of each item. Any plumbing hardware that is exposed to view must match the finish of any trim specified.
- All quantities to be verified by hotel operator prior to purchasing.



Project Name: **V2.2 Prototypical Architectural Specs**
Project #: **Tru by Hilton**

Item Number: **PF-15-B**
Item Description: **Wall Mount Sink Basin @ Employee Restroom (OPTION B)**

Issue Date: **05/14/18**

Revision(s): **05/29/20** **Δ 2**
Vendor Information Revised

Item Quantity:

Manufacturer: BASIS OF DESIGN
Address:

Source: SEE 'NOTES' BELOW
Address:

Phone:
Fax:
Contact:
E-mail:
Web:

Phone:
Fax:
Contact:
E-mail:
Web:

Model Number: 0356.041.020
Model Name: Lucerne Wall Mounted Sink
Description: Vitreous China
Includes Wall Hanger
Single Faucet Hole
ADA Compliant
Dimensions: 20-1/2"W x 18-1/4"D
Color/Finish: White



Notes: *Manufacturer to provide all parts required for assembly and installation. P-Trap and Wall-Mount Sink Brackets are NOT included.

Refer to architectural drawings for location and mounting heights.

RECOMMENDED VENDOR:
Lixil / American Standard Contact: Petra Michael, P:
732.221.7621, email: petra.michael@lixil.com

Required Item(s) for Designer Approval Prior to Fabrication:

Prepared By: MB

☐ Seaming Diagram ☐ Strike-Off ☐ Finish Sample ☐ Cutting ☐ Shop Dwgs ☐ Prototype ☐ Flame Certificate

Instructions:

- Must be of contract quality and suitable for commercial use.
- Quantities must be verified by installer.



Project Name: **V2.2 Prototypical Architectural Specs**

Item Number: **PF-15-B**

Project #: **Tru by Hilton**

Item Description: **Wall Mount Sink Basin @ Employee Restroom (OPTION B)**

Issue Date: **05/14/18**

Revision(s): **05/29/20** **Δ 2**
Vendor Information Revised

Item Quantity:

Manufacturer: **BASIS OF DESIGN**

Source: **SEE 'NOTES' BELOW**

Instructions:

- All materials & methods of construction must comply with all local fire & life safety codes for use in hotels, and Tru by Hilton Standards.
- Plumbing Sub-Contractor is responsible for providing all plumbing hardware not specified but required for the complete installation of each item. Any plumbing hardware that is exposed to view must match the finish of any trim specified.
- All quantities to be verified by hotel operator prior to purchasing.
- All interpretations of these specifications MUST be submitted to Hilton for final approval prior to purchasing or implementation of any material.



Project Name: **V2.2 Prototypical Architectural Specs**
Project #: **Tru by Hilton**

Item Number: **PF-16-A**
Item Description: **Sink Faucet @ Employee Restroom (OPTION A)**

Issue Date: **05/14/18**

Revision(s): **12/20/19** **Δ 2**
Vendor Contact Updated

Item Quantity:

Manufacturer: BASIS OF DESIGN
Address:

Source: SEE 'NOTES' BELOW
Address:

Phone:
Fax:
Contact:
E-mail:
Web:

Phone:
Fax:
Contact:
E-mail:
Web:

Model Number: K-97283-4-CP
Model Name: July Single-Handle Commercial Bathroom Sink Faucet with Grid Drain
Description: 0.5 GPM Flow Rate
Single Hole Installation
Includes Grid Drain
Dimensions: 4-3/8" Spout Reach x 4-1/2"H
Color/Finish: Polished Chrome



Notes: ***RECOMMENDED VENDOR:**
Kohler Company, Contact: Lori Henderson, P: 303-818-9719 email: lori.henderson@kohler.com, website: www.kohler.com

Required Item(s) for Designer Approval Prior to Fabrication:

Prepared By: MM

<input type="checkbox"/> Seaming Diagram	<input type="checkbox"/> Strike-Off	<input checked="" type="checkbox"/> Finish Sample	<input type="checkbox"/> Cutting	<input type="checkbox"/> Shop Dwgs	<input type="checkbox"/> Prototype	<input type="checkbox"/> Flame Certificate
--	-------------------------------------	---	----------------------------------	------------------------------------	------------------------------------	--

Instructions:

- All interpretations of these specifications MUST be submitted to Hilton for final approval prior to purchasing or implementation of any material.
- Must be of contract quality and suitable for commercial use.
- Quantities must be verified by installer.
- All materials & methods of construction must comply with all local fire & life safety codes for use in hotels, and Tru by Hilton Standards.
- Plumbing Sub-Contractor is responsible for providing all plumbing hardware not specified but required for the complete installation of each item. Any plumbing hardware that is exposed to view must match the finish of any trim specified.
- All quantities to be verified by hotel operator prior to purchasing.



Project Name: **V2.2 Prototypical Architectural Specs**
Project #: **Tru by Hilton**

Item Number: **PF-16-B**
Item Description: **Sink Faucet @ Employee Restroom (OPTION B)**

Issue Date: **05/14/18**

Revision(s): **05/29/20** **Δ 2**
Vendor Information Revised

Item Quantity:

Manufacturer: BASIS OF DESIGN
Address:

Source: SEE 'NOTES' BELOW
Address:

Phone:

Phone:

Fax:

Fax:

Contact:

Contact:

E-mail:

E-mail:

Web:

Web:

Model Number: 1340.119
Model Name: Pillar Tap Metering Faucet with Extended Spout
Description: 0.5 GPM Pressure Compensating Spray
Single Hole Installation
Includes Grid Drain
Dimensions: 4-3/4" Spout Reach x 5-1/8"H
Color/Finish: Polished Chrome



Notes:

***RECOMMENDED VENDOR:**
Lixil / American Standard Contact: Petra Michael, P:
732.221.7621, email: petra.michael@lixil.com

Required Item(s) for Designer Approval Prior to Fabrication:

Prepared By: MM

☐ Seaming Diagram ☐ Strike-Off ☒ Finish Sample ☐ Cutting ☐ Shop Dwgs ☐ Prototype ☐ Flame Certificate

Instructions:

- Plumbing Sub-Contractor is responsible for providing all plumbing hardware not specified but required for the complete installation of each item. Any plumbing hardware that is exposed to view must match the finish of any trim specified.
- Must be of contract quality and suitable for commercial use.
- All materials and methods of construction must comply with all local fire and life safety codes for use in hotels and other public spaces, and Tru by Hilton Standards.
- Quantities must be verified by installer.
- All interpretations of these specifications MUST be submitted to Hilton for final approval prior to purchasing or implementation of any material.
- All quantities to be verified by hotel operator prior to purchasing.



Project Name: **V2.2 Prototypical Architectural Specs**

Item Number: **PT-01-A**

Project #: **Tru by Hilton**

Item Description: **Ceiling Paint @ Guestroom (OPTION A)**

Issue Date: **05/14/18**

Revision(s): **05/29/20** **Δ 2**

Notes & Vendor Information Revised

Item Quantity:

Manufacturer: BASIS OF DESIGN

Source: SEE 'NOTES' BELOW

Address:

Address:

Phone:

Phone:

Fax:

Fax:

Contact:

Contact:

E-mail:

E-mail:

Web:

Web:

Product: Ultra Spec / N536

Color/Finish: Super White PM-1/ Flat

Notes:

*Reference product TDS Sheet for suggested primer

RECOMMENDED VENDOR:

Benjamin Moore, Contact: Paul Ballas, P:

908.902.3614, email:

Paul.ballas@benjaminmoore.com

Required Item(s) for Designer Approval Prior to Fabrication:

Prepared By: AMC

☐ Seaming Diagram ☐ Strike-Off ☒ Finish Sample ☐ Cutting ☐ Shop Dwgs ☐ Prototype ☐ Flame Certificate

Instructions:

- 1 coat primer, 2 coats paint.
- All paints to be low VOC.
- All interpretations of these specifications MUST be submitted to Hilton for final approval prior to purchasing or implementation of any material.
- All materials and methods of construction must comply with all local fire and life safety codes for use in hotels and other public spaces, and Tru by Hilton Standards.
- Refer to Architectural drawings for details and location.



Project Name: **V2.2 Prototypical Architectural Specs**

Item Number: **PT-01-B**

Project #: **Tru by Hilton**

Item Description: **Ceiling Paint @ Guestroom (OPTION B)**

Issue Date: **12/20/19**

Revision(s): **05/29/20** **Δ 2**
Notes Revised

Item Quantity:

Manufacturer: BASIS OF DESIGN

Source: SEE 'NOTES' BELOW

Address:

Address:

Phone:

Phone:

Fax:

Fax:

Contact:

Contact:

E-mail:

E-mail:

Web:

Web:

Color/Finish: SW 7006 Extra White / Flat

Notes:

*Reference product TDS Sheet for suggested primer

RECOMMENDED VENDOR:
Sherwin Williams, Contact: Matt Wessel, P:
412.953.9872, email:
matthew.m.wessel@sherwin.com

Required Item(s) for Designer Approval Prior to Fabrication:

Prepared By: ACR

☐ Seaming Diagram ☐ Strike-Off ☒ Finish Sample ☐ Cutting ☐ Shop Dwgs ☐ Prototype ☐ Flame Certificate

Instructions:

- 1 coat primer, 2 coats paint.
- All paints to be low VOC.
- All interpretations of these specifications MUST be submitted to Hilton for final approval prior to purchasing or implementation of any material.
- All materials and methods of construction must comply with all local fire and life safety codes for use in hotels and other public spaces, and Tru by Hilton Standards.
- Refer to Architectural drawings for details and location.



Project Name: **V2.2 Prototypical Architectural Specs**

Item Number: **PT-02-A**

Project #: **Tru by Hilton**

Item Description: **Ceiling Paint @ Guest Bath (OPTION A)**

Issue Date: **05/14/18**

Revision(s): **05/29/20** **Δ 2**

Notes & Vendor Information Revised

Item Quantity:

Manufacturer: BASIS OF DESIGN

Source: SEE 'NOTES' BELOW

Address:

Address:

Phone:

Phone:

Fax:

Fax:

Contact:

Contact:

E-mail:

E-mail:

Web:

Web:

Product: Ultra Spec / N539

Color/Finish: Super White PM-1 / Semi-Gloss

Notes:

*Reference product TDS Sheet for suggested primer

RECOMMENDED VENDOR:

Benjamin Moore, Contact: Paul Ballas, P:
908.902.3614, email:
Paul.ballas@benjaminmoore.com

Required Item(s) for Designer Approval Prior to Fabrication:

Prepared By: AMC

☐ Seaming Diagram ☐ Strike-Off ☒ Finish Sample ☐ Cutting ☐ Shop Dwgs ☐ Prototype ☐ Flame Certificate

Instructions:

- 1 coat primer, 2 coats paint.
- All paints to be low VOC.
- All interpretations of these specifications MUST be submitted to Hilton for final approval prior to purchasing or implementation of any material.
- All materials and methods of construction must comply with all local fire and life safety codes for use in hotels and other public spaces, and Tru by Hilton Standards.
- Refer to Architectural drawings for details and location.



Project Name: **V2.2 Prototypical Architectural Specs**

Item Number: **PT-02-B**

Project #: **Tru by Hilton**

Item Description: **Ceiling Paint @ Guest Bath (OPTION B)**

Issue Date: **12/20/19**

Revision(s): **05/29/20** **Δ 2**
Notes Revised

Item Quantity:

Manufacturer: BASIS OF DESIGN

Source: SEE 'NOTES' BELOW

Address:

Address:

Phone:

Phone:

Fax:

Fax:

Contact:

Contact:

E-mail:

E-mail:

Web:

Web:

Color/Finish: SW 7006 Extra White / Semi-Gloss

Notes:

*Reference product TDS Sheet for suggested primer

RECOMMENDED VENDOR:
Sherwin Williams, Contact: Matt Wessel, P:
412.953.9872, email:
matthew.m.wessel@sherwin.com

Required Item(s) for Designer Approval Prior to Fabrication:

Prepared By: ACR

☐ Seaming Diagram ☐ Strike-Off ☒ Finish Sample ☐ Cutting ☐ Shop Dwgs ☐ Prototype ☐ Flame Certificate

Instructions:

- 1 coat primer, 2 coats paint.
- All paints to be low VOC.
- All interpretations of these specifications MUST be submitted to Hilton for final approval prior to purchasing or implementation of any material.
- All materials and methods of construction must comply with all local fire and life safety codes for use in hotels and other public spaces, and Tru by Hilton Standards.
- Refer to Architectural drawings for details and location.



Project Name: **V2.2 Prototypical Architectural Specs**
Project #: **Tru by Hilton**

Item Number: **PT-03-A**
Item Description: **Paint @ Guestroom Bath and Connecting Doors/Door Frames, and Guestroom Grilles (OPTION A)**

Issue Date: **05/14/18**

Revision(s): **05/29/20** **Δ 2**
Notes & Vendor Information Revised

Item Quantity:

Manufacturer: BASIS OF DESIGN

Source: SEE 'NOTES' BELOW

Address:

Address:

Phone:

Phone:

Fax:

Fax:

Contact:

Contact:

E-mail:

E-mail:

Web:

Web:

Product: Ultra Spec / N539

Color/Finish: Snow White 2122-70 / Semi-gloss

Notes:

*Reference product TDS Sheet for suggested primer

RECOMMENDED VENDOR:
Benjamin Moore, Contact: Paul Ballas, P:
908.902.3614, email:
Paul.ballas@benjaminmoore.com

Required Item(s) for Designer Approval Prior to Fabrication:

Prepared By: AMC

☐ Seaming Diagram ☐ Strike-Off ☒ Finish Sample ☐ Cutting ☐ Shop Dwgs ☐ Prototype ☐ Flame Certificate

Instructions:

- 1 coat primer, 2 coats paint.
- All paints to be low VOC.
- All interpretations of these specifications MUST be submitted to Hilton for final approval prior to purchasing or implementation of any material.
- All materials and methods of construction must comply with all local fire and life safety codes for use in hotels and other public spaces, and Tru by Hilton Standards.
- Refer to Architectural drawings for details and location.



Project Name: **V2.2 Prototypical Architectural Specs**
Project #: **Tru by Hilton**

Item Number: **PT-03-B**
Item Description: **Paint @ Guestroom Bath and Connecting Doors/Door Frames, and Guestroom Grilles (OPTION B)**

Issue Date: **12/20/19**

Revision(s): **05/29/20** **Δ 2**
Notes Revised

Item Quantity:

Manufacturer: BASIS OF DESIGN

Source: SEE 'NOTES' BELOW

Address:

Address:

Phone:

Phone:

Fax:

Fax:

Contact:

Contact:

E-mail:

E-mail:

Web:

Web:

Color/Finish: SW 7007 Ceiling Bright White / Semi-gloss

Notes:

*Reference product TDS Sheet for suggested primer

RECOMMENDED VENDOR:
Sherwin Williams, Contact: Matt Wessel, P:
412.953.9872, email:
matthew.m.wessel@sherwin.com

Required Item(s) for Designer Approval Prior to Fabrication:

Prepared By: ACr

☐ Seaming Diagram ☐ Strike-Off ☒ Finish Sample ☐ Cutting ☐ Shop Dwgs ☐ Prototype ☐ Flame Certificate

Instructions:

- 1 coat primer, 2 coats paint.
- All paints to be low VOC.
- All interpretations of these specifications MUST be submitted to Hilton for final approval prior to purchasing or implementation of any material.
- All materials and methods of construction must comply with all local fire and life safety codes for use in hotels and other public spaces, and Tru by Hilton Standards.
- Refer to Architectural drawings for details and location.



Project Name: **V2.2 Prototypical Architectural Specs**
Project #: **Tru by Hilton**

Item Number: **PT-04-A**
Item Description: **Overall Paint @ Fitness Center,
Employee Breakroom/Restroom,
Stairs, and Back of House (OPTION A)**

Issue Date: **05/14/18**

Revision(s): **05/29/20 Δ 2**

Product Name, Notes & Vendor Information
Revised

Item Quantity:

Manufacturer: BASIS OF DESIGN

Source: SEE 'NOTES' BELOW

Address:

Address:

Phone:

Phone:

Fax:

Fax:

Contact:

Contact:

E-mail:

E-mail:

Web:

Web:

Product: *Ultra-Spec Scuff-X / 485

Color/Finish: White River 1499 / Eggshell

Notes:

*Reference product TDS Sheet for
suggested primer

RECOMMENDED VENDOR:

Benjamin Moore, Contact: Paul Ballas, P:
908.902.3614, email:
Paul.ballas@benjaminmoore.com

Required Item(s) for Designer Approval Prior to Fabrication:

Prepared By: AMC

☐ Seaming Diagram ☐ Strike-Off ☒ Finish Sample ☐ Cutting ☐ Shop Dwgs ☐ Prototype ☐ Flame Certificate

Instructions:

- 1 coat primer, 2 coats paint.
- All paints to be low VOC.
- All interpretations of these specifications MUST be submitted to Hilton for final approval prior to purchasing or implementation of any material.
- All materials and methods of construction must comply with all local fire and life safety codes for use in hotels and other public spaces, and Tru by Hilton Standards.
- Refer to Architectural drawings for details and location.



Project Name: **V2.2 Prototypical Architectural Specs**
Project #: **Tru by Hilton**

Item Number: **PT-04-B**
Item Description: **Overall Paint @ Fitness Center,
Employee Breakroom/Restroom,
Stairs, and Back of House (OPTION B)**

Issue Date: **12/20/19**

Revision(s): **05/29/20** **Δ 2**
Notes Revised

Item Quantity:

Manufacturer: BASIS OF DESIGN

Source: SEE 'NOTES' BELOW

Address:

Address:

Phone:

Phone:

Fax:

Fax:

Contact:

Contact:

E-mail:

E-mail:

Web:

Web:

Color/Finish: SW 7637 Oyster White / Eggshell

Notes:

*Reference product TDS Sheet for
suggested primer

RECOMMENDED VENDOR:
Sherwin Williams, Contact: Matt Wessel, P:
412.953.9872, email:
matthew.m.wessel@sherwin.com

Required Item(s) for Designer Approval Prior to Fabrication:

Prepared By: ACR

☐ Seaming Diagram ☐ Strike-Off ☒ Finish Sample ☐ Cutting ☐ Shop Dwgs ☐ Prototype ☐ Flame Certificate

Instructions:

- 1 coat primer, 2 coats paint.
- All paints to be low VOC.
- All interpretations of these specifications MUST be submitted to Hilton for final approval prior to purchasing or implementation of any material.
- All materials and methods of construction must comply with all local fire and life safety codes for use in hotels and other public spaces, and Tru by Hilton Standards.
- Refer to Architectural drawings for details and location.



Project Name: **V2.2 Prototypical Architectural Specs**
Project #: **Tru by Hilton**

Item Number: **PT-05-A**
Item Description: **Paint @ Lobby Window Soffit and Ceiling (OPTION A)**

Issue Date: **05/14/18**

Revision(s): **05/29/20** **Δ 2**
Finish, Notes, & Vendor Information Revised

Item Quantity:

Manufacturer: BASIS OF DESIGN

Source: SEE 'NOTES' BELOW

Address:

Address:

Phone:

Phone:

Fax:

Fax:

Contact:

Contact:

E-mail:

E-mail:

Web:

Web:

Product: Aura / 522

Color/Finish: ***Deep Silver 2124-30 / Matte**

Notes:

***Reference product TDS Sheet for suggested primer**

RECOMMENDED VENDOR:
Benjamin Moore, Contact: Paul Ballas, P:
908.902.3614, email:
Paul.ballas@benjaminmoore.com

Required Item(s) for Designer Approval Prior to Fabrication:

Prepared By: AMC

☐ Seaming Diagram ☐ Strike-Off ☒ Finish Sample ☐ Cutting ☐ Shop Dwgs ☐ Prototype ☐ Flame Certificate

Instructions:

- 1 coat primer, 2 coats paint.
- All paints to be low VOC.
- All interpretations of these specifications MUST be submitted to Hilton for final approval prior to purchasing or implementation of any material.
- All materials and methods of construction must comply with all local fire and life safety codes for use in hotels and other public spaces, and Tru by Hilton Standards.
- Refer to Architectural drawings for details and location.



Project Name: **V2.2 Prototypical Architectural Specs**
Project #: **Tru by Hilton**

Item Number: **PT-05-B**
Item Description: **Paint @ Lobby Window Soffit and Ceiling (OPTION B)**

Issue Date: **12/20/19**

Revision(s): **05/29/20** **Δ 2**
Notes Revised

Item Quantity:

Manufacturer: BASIS OF DESIGN
Address:

Source: SEE 'NOTES' BELOW
Address:

Phone:
Fax:
Contact:
E-mail:
Web:

Phone:
Fax:
Contact:
E-mail:
Web:

Color/Finish: SW 7664 Steely Gray / Flat

Notes:

*Reference product TDS Sheet for suggested primer

RECOMMENDED VENDOR:
Sherwin Williams, Contact: Matt Wessel, P:
412.953.9872, email:
matthew.m.wessel@sherwin.com



Required Item(s) for Designer Approval Prior to Fabrication:

Prepared By: ACr

☐ Seaming Diagram ☐ Strike-Off ☒ Finish Sample ☐ Cutting ☐ Shop Dwgs ☐ Prototype ☐ Flame Certificate

Instructions:

- 1 coat primer, 2 coats paint.
- All paints to be low VOC.
- All interpretations of these specifications MUST be submitted to Hilton for final approval prior to purchasing or implementation of any material.
- All materials and methods of construction must comply with all local fire and life safety codes for use in hotels and other public spaces, and Tru by Hilton Standards.
- Refer to Architectural drawings for details and location.



Project Name: **V2.2 Prototypical Architectural Specs**
Project #: **Tru by Hilton**

Item Number: **PT-06-A**
Item Description: **Ceiling Paint @ Lobby, Lobby Soffits, Vestibule, Work Zone Niche, & Fitness Center (OPTION A)**

Issue Date: **05/14/18**

Revision(s): **05/29/20 Δ 2**

Finish, Notes & Vendor Information Revised

Item Quantity:

Manufacturer: BASIS OF DESIGN

Source: SEE 'NOTES' BELOW

Address:

Address:

Phone:

Phone:

Fax:

Fax:

Contact:

Contact:

E-mail:

E-mail:

Web:

Web:

Product: Aura / 522

Color/Finish: *Nightfall 1566 / Matte

Notes:

*Reference product TDS Sheet for suggested primer

RECOMMENDED VENDOR:

Benjamin Moore, Contact: Paul Ballas, P:
908.902.3614, email:
Paul.ballas@benjaminmoore.com

Required Item(s) for Designer Approval Prior to Fabrication:

Prepared By: AMC

☐ Seaming Diagram ☐ Strike-Off ☒ Finish Sample ☐ Cutting ☐ Shop Dwgs ☐ Prototype ☐ Flame Certificate

Instructions:

- 1 coat primer, 2 coats paint.
- All paints to be low VOC.
- All interpretations of these specifications MUST be submitted to Hilton for final approval prior to purchasing or implementation of any material.
- All materials and methods of construction must comply with all local fire and life safety codes for use in hotels and other public spaces, and Tru by Hilton Standards.
- Refer to Architectural drawings for details and location.



Project Name: **V2.2 Prototypical Architectural Specs**
Project #: **Tru by Hilton**

Item Number: **PT-06-B**
Item Description: **Ceiling Paint @ Lobby, Lobby Soffits, Vestibule, Work Zone Niche, & Fitness Center (OPTION B)**

Issue Date: **12/20/19**

Revision(s): **05/29/20** **Δ 2**
Notes Revised

Item Quantity:

Manufacturer: BASIS OF DESIGN

Source: SEE 'NOTES' BELOW

Address:

Address:

Phone:

Phone:

Fax:

Fax:

Contact:

Contact:

E-mail:

E-mail:

Web:

Web:

Color/Finish: SW 6994 Greenblack / Flat

Notes:

*Reference product TDS Sheet for suggested primer

RECOMMENDED VENDOR:
Sherwin Williams, Contact: Matt Wessel, P:
412.953.9872, email:
matthew.m.wessel@sherwin.com

Required Item(s) for Designer Approval Prior to Fabrication:

Prepared By: ACR

☐ Seaming Diagram ☐ Strike-Off ☒ Finish Sample ☐ Cutting ☐ Shop Dwgs ☐ Prototype ☐ Flame Certificate

Instructions:

- 1 coat primer, 2 coats paint.
- All paints to be low VOC.
- All interpretations of these specifications MUST be submitted to Hilton for final approval prior to purchasing or implementation of any material.
- All materials and methods of construction must comply with all local fire and life safety codes for use in hotels and other public spaces, and Tru by Hilton Standards.
- Refer to Architectural drawings for details and location.



Project Name: **V2.2 Prototypical Architectural Specs**
Project #: **Tru by Hilton**

Item Number: **PT-07-A**
Item Description: **Accent Ceiling Paint @ Lobby Corridor (OPTION A)**

Issue Date: **05/14/18**

Revision(s): **05/29/20** **Δ 2**
Notes & Vendor Information Revised

Item Quantity:

Manufacturer: BASIS OF DESIGN
Address:

Source: SEE 'NOTES' BELOW
Address:

Phone:
Fax:
Contact:
E-mail:
Web:

Phone:
Fax:
Contact:
E-mail:
Web:

Product: Ultra Spec / N536
Color/Finish: Bright Yellow 2022-30 / Flat

Notes:

*Reference product TDS Sheet for suggested primer

RECOMMENDED VENDOR:
Benjamin Moore, Contact: Paul Ballas, P:
908.902.3614, email:
Paul.ballas@benjaminmoore.com

Required Item(s) for Designer Approval Prior to Fabrication:

Prepared By: AMC

☐ Seaming Diagram ☐ Strike-Off ☒ Finish Sample ☐ Cutting ☐ Shop Dwgs ☐ Prototype ☐ Flame Certificate

Instructions:

- 1 coat primer, 2 coats paint.
- All paints to be low VOC.
- All interpretations of these specifications MUST be submitted to Hilton for final approval prior to purchasing or implementation of any material.
- All materials and methods of construction must comply with all local fire and life safety codes for use in hotels and other public spaces, and Tru by Hilton Standards.
- Refer to Architectural drawings for details and location.



Project Name: **V2.2 Prototypical Architectural Specs**

Project #: **Tru by Hilton**

Item Number: **PT-07-B**

Item Description: **Accent Ceiling Paint @ Lobby Corridor
(OPTION B)**

Issue Date: **12/20/19**

Revision(s): **05/29/20** **Δ 2**

Notes Revised

Item Quantity:

Manufacturer: BASIS OF DESIGN

Source: SEE 'NOTES' BELOW

Address:

Address:

Phone:

Phone:

Fax:

Fax:

Contact:

Contact:

E-mail:

E-mail:

Web:

Web:

Color/Finish: SW 6911 Confident Yellow / Flat

Notes:

*Reference product TDS Sheet for suggested primer

RECOMMENDED VENDOR:
Sherwin Williams, Contact: Matt Wessel, P:
412.953.9872, email:
matthew.m.wessel@sherwin.com

Required Item(s) for Designer Approval Prior to Fabrication:

Prepared By: ACr

☐ Seaming Diagram ☐ Strike-Off ☒ Finish Sample ☐ Cutting ☐ Shop Dwgs ☐ Prototype ☐ Flame Certificate

Instructions:

- 1 coat primer, 2 coats paint.
- All paints to be low VOC.
- All interpretations of these specifications MUST be submitted to Hilton for final approval prior to purchasing or implementation of any material.
- All materials and methods of construction must comply with all local fire and life safety codes for use in hotels and other public spaces, and Tru by Hilton Standards.
- Refer to Architectural drawings for details and location.



Project Name: **V2.2 Prototypical Architectural Specs**

Item Number: **PT-08-A**

Project #: **Tru by Hilton**

Item Description: **Paint @ Front Desk Soffit (OPTION A)**

Issue Date: **05/14/18**

Revision(s): **05/29/20 Δ 2**

Product Name, Notes & Vendor Information
Revised

Item Quantity:

Manufacturer: BASIS OF DESIGN

Source: SEE 'NOTES' BELOW

Address:

Address:

Phone:

Phone:

Fax:

Fax:

Contact:

Contact:

E-mail:

E-mail:

Web:

Web:

Product: ***Ultra Spec / N538**

Color/Finish: Super White PM-1 / Eggshell

Notes:

***Reference product TDS Sheet for
suggested primer**

RECOMMENDED VENDOR:

Benjamin Moore, Contact: Paul Ballas, P:
908.902.3614, email:
Paul.ballas@benjaminmoore.com

Required Item(s) for Designer Approval Prior to Fabrication:

Prepared By: AMC

☐ Seaming Diagram ☐ Strike-Off ☒ Finish Sample ☐ Cutting ☐ Shop Dwgs ☐ Prototype ☐ Flame Certificate

Instructions:

- 1 coat primer, 2 coats paint.
- All paints to be low VOC.
- All interpretations of these specifications MUST be submitted to Hilton for final approval prior to purchasing or implementation of any material.
- All materials and methods of construction must comply with all local fire and life safety codes for use in hotels and other public spaces, and Tru by Hilton Standards.
- Refer to Architectural drawings for details and location.



Project Name: **V2.2 Prototypical Architectural Specs**

Item Number: **PT-08-B**

Project #: **Tru by Hilton**

Item Description: **Paint @ Front Desk Soffit (OPTION B)**

Issue Date: **12/20/19**

Revision(s): **05/29/20** **Δ 2**
Notes Revised

Item Quantity:

Manufacturer: BASIS OF DESIGN

Source: SEE 'NOTES' BELOW

Address:

Address:

Phone:

Phone:

Fax:

Fax:

Contact:

Contact:

E-mail:

E-mail:

Web:

Web:

Color/Finish: SW 7006 Extra White / Eggshell

Notes:

*Reference product TDS Sheet for suggested primer

RECOMMENDED VENDOR:
Sherwin Williams, Contact: Matt Wessel, P:
412.953.9872, email:
matthew.m.wessel@sherwin.com

Required Item(s) for Designer Approval Prior to Fabrication:

Prepared By: ACR

☐ Seaming Diagram ☐ Strike-Off ☒ Finish Sample ☐ Cutting ☐ Shop Dwgs ☐ Prototype ☐ Flame Certificate

Instructions:

- 1 coat primer, 2 coats paint.
- All paints to be low VOC.
- All interpretations of these specifications MUST be submitted to Hilton for final approval prior to purchasing or implementation of any material.
- All materials and methods of construction must comply with all local fire and life safety codes for use in hotels and other public spaces, and Tru by Hilton Standards.
- Refer to Architectural drawings for details and location.



Project Name: **V2.2 Prototypical Architectural Specs**
Project #: **Tru by Hilton**

Item Number: **PT-09**
Item Description: **Accent Ceiling Paint @ Front Desk Soffit**

Issue Date: **05/14/18**

Revision(s): **05/29/20** **Δ 2**
Notes Revised

Item Quantity:

Manufacturer: BASIS OF DESIGN
Address:

Source: SEE 'NOTES' BELOW
Address:

Phone:
Fax:
Contact:
E-mail:
Web:

Phone:
Fax:
Contact:
E-mail:
Web:

Color/Finish: SW 6955 Impromptu / Flat

Notes:

*Reference product TDS Sheet for suggested primer

RECOMMENDED VENDOR:
Sherwin Williams, Contact: Matt Wessel,
P:412.953.9872, email:
matthew.m.wessel@sherwin.com



Required Item(s) for Designer Approval Prior to Fabrication:

Prepared By: AMC

☐ Seaming Diagram ☐ Strike-Off ☒ Finish Sample ☐ Cutting ☐ Shop Dwgs ☐ Prototype ☐ Flame Certificate

Instructions:

- 1 coat primer, 2 coats paint.
- All paints to be low VOC.
- All interpretations of these specifications MUST be submitted to Hilton for final approval prior to purchasing or implementation of any material.
- All materials and methods of construction must comply with all local fire and life safety codes for use in hotels and other public spaces, and Tru by Hilton Standards.
- Refer to Architectural drawings for details and location.



Project Name: **V2.2 Prototypical Architectural Specs**
Project #: **Tru by Hilton**

Item Number: **PT-11-A**
Item Description: **Accent Paint A @ Employee Breakroom, Employee Restroom, Fitness Center, & BOH Offices (OPTION A)**

Issue Date: **05/14/18**

Revision(s): **05/29/20 Δ 2**

Product Name, Notes & Vendor Information
Revised

Item Quantity:

Manufacturer: BASIS OF DESIGN

Source: SEE 'NOTES' BELOW

Address:

Address:

Phone:

Phone:

Fax:

Fax:

Contact:

Contact:

E-mail:

E-mail:

Web:

Web:

Product: *Ultra Spec Scuff-X / 485

Color/Finish: Ocean Spray 2047-60 / Eggshell

Notes:

*Reference product TDS Sheet for suggested primer

RECOMMENDED VENDOR:

Benjamin Moore, Contact: Paul Ballas, P:
908.902.3614, email:
Paul.ballas@benjaminmoore.com

Required Item(s) for Designer Approval Prior to Fabrication:

Prepared By: AMC

☐ Seaming Diagram ☐ Strike-Off ☒ Finish Sample ☐ Cutting ☐ Shop Dwgs ☐ Prototype ☐ Flame Certificate

Instructions:

- 1 coat primer, 2 coats paint.
- All paints to be low VOC.
- All interpretations of these specifications MUST be submitted to Hilton for final approval prior to purchasing or implementation of any material.
- All materials and methods of construction must comply with all local fire and life safety codes for use in hotels and other public spaces, and Tru by Hilton Standards.



Project Name: **V2.2 Prototypical Architectural Specs**
Project #: **Tru by Hilton**

Item Number: **PT-11-B**
Item Description: **Accent Paint A @ Employee Breakroom, Employee Restroom, Fitness Center, & BOH Offices (OPTION B)**

Issue Date: **12/20/19**

Revision(s): **05/29/20** **Δ 2**
Notes Revised

Item Quantity:

Manufacturer: BASIS OF DESIGN

Source: SEE 'NOTES' BELOW

Address:

Address:

Phone:

Phone:

Fax:

Fax:

Contact:

Contact:

E-mail:

E-mail:

Web:

Web:

Color/Finish: SW 6750 Waterfall / Eggshell

Notes:

*Reference product TDS Sheet for suggested primer

RECOMMENDED VENDOR:
Sherwin Williams, Contact: Matt Wessel, P:
412.953.9872, email:
matthew.m.wessel@sherwin.com

Required Item(s) for Designer Approval Prior to Fabrication:

Prepared By: ACR

☐ Seaming Diagram ☐ Strike-Off ☒ Finish Sample ☐ Cutting ☐ Shop Dwgs ☐ Prototype ☐ Flame Certificate

Instructions:

- 1 coat primer, 2 coats paint.
- All paints to be low VOC.
- All interpretations of these specifications MUST be submitted to Hilton for final approval prior to purchasing or implementation of any material.
- All materials and methods of construction must comply with all local fire and life safety codes for use in hotels and other public spaces, and Tru by Hilton Standards.
- Refer to Architectural drawings for details and location.



Project Name: **V2.2 Prototypical Architectural Specs**
Project #: **Tru by Hilton**

Item Number: **PT-13-A**
Item Description: **Paint @ Public Space and B.O.H. Doors, Door Frames, and Grilles (OPTION A)**

Issue Date: **05/14/18**

Revision(s): **05/29/20 Δ 2**

Product Name, Notes & Vendor Information
Revised

Item Quantity:

Manufacturer: BASIS OF DESIGN

Source: SEE 'NOTES' BELOW

Address:

Address:

Phone:

Phone:

Fax:

Fax:

Contact:

Contact:

E-mail:

E-mail:

Web:

Web:

Product: *Ultra Spec / 487

Color/Finish: Snow White 2122-70 / Semi-gloss

Notes:

*Reference product TDS Sheet for suggested primer

RECOMMENDED VENDOR:

Benjamin Moore, Contact: Paul Ballas, P:
908.902.3614, email:
Paul.ballas@benjaminmoore.com

Required Item(s) for Designer Approval Prior to Fabrication:

Prepared By: AMC

☐ Seaming Diagram ☐ Strike-Off ☒ Finish Sample ☐ Cutting ☐ Shop Dwgs ☐ Prototype ☐ Flame Certificate

Instructions:

- 1 coat primer, 2 coats paint.
- All paints to be low VOC.
- All interpretations of these specifications MUST be submitted to Hilton for final approval prior to purchasing or implementation of any material.
- All materials and methods of construction must comply with all local fire and life safety codes for use in hotels and other public spaces, and Tru by Hilton Standards.
- Refer to Architectural drawings for details and location.



Project Name: **V2.2 Prototypical Architectural Specs**
Project #: **Tru by Hilton**

Item Number: **PT-13-B**
Item Description: **Paint @ Public Space and B.O.H. Doors, Door Frames, and Grilles (OPTION B)**

Issue Date: **12/20/19**

Revision(s): **05/29/20** **Δ 2**
Notes Revised

Item Quantity:

Manufacturer: BASIS OF DESIGN

Source: SEE 'NOTES' BELOW

Address:

Address:

Phone:

Phone:

Fax:

Fax:

Contact:

Contact:

E-mail:

E-mail:

Web:

Web:

Color/Finish: SW 7007 Ceiling Bright White / Semi-gloss

Notes:

*Reference product TDS Sheet for suggested primer

RECOMMENDED VENDOR:
Sherwin Williams, Contact: Matt Wessel, P:
412.953.9872, email:
matthew.m.wessel@sherwin.com

Required Item(s) for Designer Approval Prior to Fabrication:

Prepared By: ACr

☐ Seaming Diagram ☐ Strike-Off ☒ Finish Sample ☐ Cutting ☐ Shop Dwgs ☐ Prototype ☐ Flame Certificate

Instructions:

- 1 coat primer, 2 coats paint.
- All paints to be low VOC.
- All interpretations of these specifications MUST be submitted to Hilton for final approval prior to purchasing or implementation of any material.
- All materials and methods of construction must comply with all local fire and life safety codes for use in hotels and other public spaces, and Tru by Hilton Standards.
- Refer to Architectural drawings for details and location.



Project Name: **V2.2 Prototypical Architectural Specs**
Project #: **Tru by Hilton**

Item Number: **PT-14-A**
Item Description: **Accent Paint B @ Employee Breakroom (OPTION A)**

Issue Date: **05/14/18**

Revision(s): **05/29/20** **Δ 2**
Product Name, Notes & Vendor Information
Revised

Item Quantity:

Manufacturer: BASIS OF DESIGN

Source: SEE 'NOTES' BELOW

Address:

Address:

Phone:

Phone:

Fax:

Fax:

Contact:

Contact:

E-mail:

E-mail:

Web:

Web:

Product: ***Ultra Spec Scuff-X / 485**

Color/Finish: Hot Spice 2011-30 / Eggshell

Notes:

***Reference product TDS Sheet for suggested primer**

RECOMMENDED VENDOR:
Benjamin Moore, Contact: Paul Ballas, P:
908.902.3614, email:
Paul.ballas@benjaminmoore.com

Required Item(s) for Designer Approval Prior to Fabrication:

Prepared By: AMC

☐ Seaming Diagram ☐ Strike-Off ☒ Finish Sample ☐ Cutting ☐ Shop Dwgs ☐ Prototype ☐ Flame Certificate

Instructions:

- 1 coat primer, 2 coats paint.
- All paints to be low VOC.
- All interpretations of these specifications MUST be submitted to Hilton for final approval prior to purchasing or implementation of any material.
- All materials and methods of construction must comply with all local fire and life safety codes for use in hotels and other public spaces, and Tru by Hilton Standards.
- Refer to Architectural drawings for details and location.



Project Name: **V2.2 Prototypical Architectural Specs**
Project #: **Tru by Hilton**

Item Number: **PT-14-B**
Item Description: **Accent Paint B @ Employee Breakroom (OPTION B)**

Issue Date: **12/20/19**

Revision(s): **05/29/20** **Δ 2**
Notes Revised

Item Quantity:

Manufacturer: BASIS OF DESIGN
Address:

Source: SEE 'NOTES' BELOW
Address:

Phone:
Fax:
Contact:
E-mail:
Web:

Phone:
Fax:
Contact:
E-mail:
Web:

Color/Finish: SW 6879 Daring / Eggshell

Notes:

*Reference product TDS Sheet for suggested primer

RECOMMENDED VENDOR:
Sherwin Williams, Contact: Matt Wessel, P:
412.953.9872, email:
matthew.m.wessel@sherwin.com

Required Item(s) for Designer Approval Prior to Fabrication:

Prepared By: ACR

☐ Seaming Diagram ☐ Strike-Off ☒ Finish Sample ☐ Cutting ☐ Shop Dwgs ☐ Prototype ☐ Flame Certificate

Instructions:

- 1 coat primer, 2 coats paint.
- All paints to be low VOC.
- All interpretations of these specifications MUST be submitted to Hilton for final approval prior to purchasing or implementation of any material.
- All materials and methods of construction must comply with all local fire and life safety codes for use in hotels and other public spaces, and Tru by Hilton Standards.
- Refer to Architectural drawings for details and location.



Project Name: **V2.2 Prototypical Architectural Specs**

Project #: **Tru by Hilton**

Item Number: **PT-15-A**

Item Description: **Paint @ Lobby Soffit Grilles (OPTION A)**

Issue Date: **05/14/18**

Revision(s): **05/29/20** **Δ 2**

Product Name, Notes & Vendor Information Revised

Item Quantity:

Manufacturer: BASIS OF DESIGN

Source: SEE 'NOTES' BELOW

Address:

Address:

Phone:

Phone:

Fax:

Fax:

Contact:

Contact:

E-mail:

E-mail:

Web:

Web:

Product: ***Aura / 528**

Color/Finish: Nightfall 1596 / Semi Gloss

Notes:

***To be used in coordination with PT-06.**

Painter to reference product TDS Sheet for suggested primer

RECOMMENDED VENDOR:

**Benjamin Moore, Contact: Paul Ballas, P:
908.902.3614, email:
Paul.ballas@benjaminmoore.com**

Required Item(s) for Designer Approval Prior to Fabrication:

Prepared By: AMC

☐ Seaming Diagram ☐ Strike-Off ☒ Finish Sample ☐ Cutting ☐ Shop Dwgs ☐ Prototype ☐ Flame Certificate

Instructions:

- 1 coat primer, 2 coats paint.
- All paints to be low VOC.
- All interpretations of these specifications MUST be submitted to Hilton for final approval prior to purchasing or implementation of any material.
- All materials & methods of construction must comply with all local fire & life safety codes for use in hotels, and Tru by Hilton Standards.
- Refer to Architectural drawings for details and location.



Project Name: **V2.2 Prototypical Architectural Specs**

Project #: **Tru by Hilton**

Item Number: **PT-15-B**

Item Description: **Paint @ Lobby Soffit Grilles (OPTION B)**

Issue Date: **12/20/19**

Revision(s): **05/29/20** **Δ 2**

Notes Revised

Item Quantity:

Manufacturer: BASIS OF DESIGN

Source: SEE 'NOTES' BELOW

Address:

Address:

Phone:

Phone:

Fax:

Fax:

Contact:

Contact:

E-mail:

E-mail:

Web:

Web:

Color/Finish: SW 6994 Greenblack / Semi-Gloss

Notes:

*To be used in coordination with PT-06.

Reference product TDS Sheet for suggested primer

RECOMMENDED VENDOR:

Sherwin Williams, Contact: Matt Wessel, P:

412.953.9872, email:

matthew.m.wessel@sherwin.com

Required Item(s) for Designer Approval Prior to Fabrication:

Prepared By: ACr

☐ Seaming Diagram ☐ Strike-Off ☒ Finish Sample ☐ Cutting ☐ Shop Dwgs ☐ Prototype ☐ Flame Certificate

Instructions:

- 1 coat primer, 2 coats paint.
- All paints to be low VOC.
- All interpretations of these specifications MUST be submitted to Hilton for final approval prior to purchasing or implementation of any material.
- All materials & methods of construction must comply with all local fire & life safety codes for use in hotels, and Tru by Hilton Standards.
- Refer to Architectural drawings for details and location.



Project Name: **V2.2 Prototypical Architectural Specs**
Project #: **Tru by Hilton**

Item Number: **PT-16-A**
Item Description: **Paint @ Window Ceiling Grilles (OPTION A)**

Issue Date: **05/14/18**

Revision(s): **05/29/20** **Δ 2**
Product Name, Notes & Vendor Information
Revised

Item Quantity:

Manufacturer: BASIS OF DESIGN

Source: SEE 'NOTES' BELOW

Address:

Address:

Phone:

Phone:

Fax:

Fax:

Contact:

Contact:

E-mail:

E-mail:

Web:

Web:

Product: ***Aura / 528**

Color/Finish: Deep Silver 2124-30 / Semi-Gloss

Notes:

***To be used in coordination with PT-05.**

Reference product TDS Sheet for suggested primer

RECOMMENDED VENDOR:

Benjamin Moore, Contact: Paul Ballas, P:
908.902.3614, email:
Paul.ballas@benjaminmoore.com

Required Item(s) for Designer Approval Prior to Fabrication:

Prepared By: AMC

☐ Seaming Diagram ☐ Strike-Off ☒ Finish Sample ☐ Cutting ☐ Shop Dwgs ☐ Prototype ☐ Flame Certificate

Instructions:

- 1 coat primer, 2 coats paint.
- All paints to be low VOC.
- All interpretations of these specifications MUST be submitted to Hilton for final approval prior to purchasing or implementation of any material.
- All materials and methods of construction must comply with all local fire and life safety codes for use in hotels and other public spaces, and Tru by Hilton Standards.
- Refer to Architectural drawings for details and location.



Project Name: **V2.2 Prototypical Architectural Specs**
Project #: **Tru by Hilton**

Item Number: **PT-16-B**
Item Description: **Paint @ Window Ceiling Grilles (OPTION B)**

Issue Date: **12/20/19**

Revision(s): **05/29/20** **Δ 2**
Notes Revised

Item Quantity:

Manufacturer: BASIS OF DESIGN
Address:

Source: SEE 'NOTES' BELOW
Address:

Phone:
Fax:
Contact:
E-mail:
Web:

Phone:
Fax:
Contact:
E-mail:
Web:

Color/Finish: SW 7664 Steely Gray / Semi-Gloss

Notes:

*To be used in coordination with PT-05.

Reference product TDS Sheet for suggested primer

RECOMMENDED VENDOR:
Sherwin Williams, Contact: Matt Wessel, P:
412.953.9872, email:
matthew.m.wessel@sherwin.com

Required Item(s) for Designer Approval Prior to Fabrication:

Prepared By: ACR

☐ Seaming Diagram ☐ Strike-Off ☒ Finish Sample ☐ Cutting ☐ Shop Dwgs ☐ Prototype ☐ Flame Certificate

Instructions:

- 1 coat primer, 2 coats paint.
- All paints to be low VOC.
- All interpretations of these specifications MUST be submitted to Hilton for final approval prior to purchasing or implementation of any material.
- All materials and methods of construction must comply with all local fire and life safety codes for use in hotels and other public spaces, and Tru by Hilton Standards.
- Refer to Architectural drawings for details and location.



Project Name: **V2.2 Prototypical Architectural Specs**

Project #: **Tru by Hilton**

Item Number: **PT-17-A**

Item Description: **Ceiling Paint @ Indoor Pool (OPTION A)**

Issue Date: **05/14/18**

Revision(s): **05/29/20** **Δ 2**

Product Name/Finish, Notes & Vendor Information
Revised

Item Quantity:

Manufacturer: **BASIS OF DESIGN**

Source: **SEE 'NOTES' BELOW**

Address:

Address:

Phone:

Phone:

Fax:

Fax:

Contact:

Contact:

E-mail:

E-mail:

Web:

Web:

Product:

***Kitchen & Bath / 322**

Color/Finish:

***Super White PM-1 / Satin**

Notes:

***Contractor MUST review manufacturer's instructions and application prior to installing.**

Reference product TDS Sheet for suggested primer

RECOMMENDED VENDOR:

**Benjamin Moore, Contact: Paul Ballas, P:
908.902.3614, email:
Paul.ballas@benjaminmoore.com**

Required Item(s) for Designer Approval Prior to Fabrication:

Prepared By: **AMC**

☐ Seaming Diagram ☐ Strike-Off ☒ Finish Sample ☐ Cutting ☐ Shop Dwgs ☐ Prototype ☐ Flame Certificate

Instructions:

- 1 coat primer, 2 coats paint.
- All paints to be low VOC.
- All interpretations of these specifications MUST be submitted to Hilton for final approval prior to purchasing or implementation of any material.
- All materials and methods of construction must comply with all local fire and life safety codes for use in hotels and other public spaces, and Tru by Hilton Standards.
- Refer to Architectural drawings for details and location.



Project Name: **V2.2 Prototypical Architectural Specs**

Project #: **Tru by Hilton**

Item Number: **PT-17-B**

Item Description: **Ceiling Paint @ Indoor Pool (OPTION B)**

Issue Date: **12/20/19**

Revision(s): **05/29/20** **Δ 2**

Notes Revised

Item Quantity:

Manufacturer: BASIS OF DESIGN

Source: SEE 'NOTES' BELOW

Address:

Address:

Phone:

Phone:

Fax:

Fax:

Contact:

Contact:

E-mail:

E-mail:

Web:

Web:

Color/Finish: SW 7006 Extra White / Semi-Gloss

Notes:

*Contractor MUST review manufacturer's instructions and application prior to installing.

Reference product TDS Sheet for suggested primer

RECOMMENDED VENDOR:

Sherwin Williams, Contact: Matt Wessel, P:
412.953.9872, email:
matthew.m.wessel@sherwin.com

Required Item(s) for Designer Approval Prior to Fabrication:

Prepared By: ACr

☐ Seaming Diagram ☐ Strike-Off ☒ Finish Sample ☐ Cutting ☐ Shop Dwgs ☐ Prototype ☐ Flame Certificate

Instructions:

- 1 coat primer, 2 coats paint.
- All paints to be low VOC.
- All interpretations of these specifications MUST be submitted to Hilton for final approval prior to purchasing or implementation of any material.
- All materials and methods of construction must comply with all local fire and life safety codes for use in hotels and other public spaces, and Tru by Hilton Standards.
- Refer to Architectural drawings for details and location.



Project Name: **V2.2 Prototypical Architectural Specs**

Project #: **Tru by Hilton**

Item Number: **PT-18-A**

Item Description: **Accent Ceiling Paint @ Indoor Pool
(OPTION A)**

Issue Date: **05/14/18**

Revision(s): **05/29/20 Δ 2**

Product Name/Finish, Notes & Vendor Information
Revised

Item Quantity:

Manufacturer: BASIS OF DESIGN

Source: SEE 'NOTES' BELOW

Address:

Address:

Phone:

Phone:

Fax:

Fax:

Contact:

Contact:

E-mail:

E-mail:

Web:

Web:

Product:

*Kitchen & Bath / 322

Color/Finish:

*Ocean Spray 2047-60 / Satin

Notes:

*Contractor MUST review manufacturer's instructions
and application prior to installing.

Reference product TDS Sheet for suggested primer

RECOMMENDED VENDOR:

Benjamin Moore, Contact: Paul Ballas, P:
908.902.3614, email:
Paul.ballas@benjaminmoore.com

Required Item(s) for Designer Approval Prior to Fabrication:

Prepared By: AMC

☐ Seaming Diagram ☐ Strike-Off ☒ Finish Sample ☐ Cutting ☐ Shop Dwgs ☐ Prototype ☐ Flame Certificate

Instructions:

- 1 coat primer, 2 coats paint.
- All paints to be low VOC.
- All interpretations of these specifications MUST be submitted to Hilton for final approval prior to purchasing or implementation of any material.
- All materials and methods of construction must comply with all local fire and life safety codes for use in hotels and other public spaces, and Tru by Hilton Standards.
- Refer to Architectural drawings for details and location.



Project Name: **V2.2 Prototypical Architectural Specs**

Project #: **Tru by Hilton**

Item Number: **PT-18-B**

Item Description: **Accent Ceiling Paint @ Indoor Pool
(OPTION B)**

Issue Date: **12/20/19**

Revision(s): **05/29/20** **Δ 2**

Notes Revised

Item Quantity:

Manufacturer: BASIS OF DESIGN

Source: SEE 'NOTES' BELOW

Address:

Address:

Phone:

Phone:

Fax:

Fax:

Contact:

Contact:

E-mail:

E-mail:

Web:

Web:

Color/Finish: SW 6750 Waterfall / Semi-Gloss

Notes:

*Contractor MUST review manufacturer's instructions and application prior to installing.

Reference product TDS Sheet for suggested primer

RECOMMENDED VENDOR:

Sherwin Williams, Contact: Matt Wessel, P:
412.953.9872, email:
matthew.m.wessel@sherwin.com

Required Item(s) for Designer Approval Prior to Fabrication:

Prepared By: ACr

☐ Seaming Diagram ☐ Strike-Off ☒ Finish Sample ☐ Cutting ☐ Shop Dwgs ☐ Prototype ☐ Flame Certificate

Instructions:

- 1 coat primer, 2 coats paint.
- All paints to be low VOC.
- All interpretations of these specifications MUST be submitted to Hilton for final approval prior to purchasing or implementation of any material.
- All materials and methods of construction must comply with all local fire and life safety codes for use in hotels and other public spaces, and Tru by Hilton Standards.
- Refer to Architectural drawings for details and location.



Project Name: **V2.2 Prototypical Architectural Specs**

Item Number: **PT-19-A**

Project #: **Tru by Hilton**

Item Description: **Paint @ Indoor Pool (OPTION A)**

Issue Date: **05/14/18**

Revision(s): **05/29/20** **Δ 2**

Product Name, Notes & Vendor Information
Revised

Item Quantity:

Manufacturer: BASIS OF DESIGN

Source: SEE 'NOTES' BELOW

Address:

Address:

Phone:

Phone:

Fax:

Fax:

Contact:

Contact:

E-mail:

E-mail:

Web:

Web:

Product: *Corotech / Precatalyzed Epoxy V342

Color/Finish: Harbor Gray AC-25 / Eggshell

Notes:

*Contractor MUST review manufacturer's instructions and application prior to installing.

Reference product TDS Sheet for suggested primer

RECOMMENDED VENDOR:

Benjamin Moore, Contact: Paul Ballas, P:
908.902.3614, email:
Paul.ballas@benjaminmoore.com

Required Item(s) for Designer Approval Prior to Fabrication:

Prepared By: AMC

☐ Seaming Diagram ☐ Strike-Off ☒ Finish Sample ☐ Cutting ☐ Shop Dwgs ☐ Prototype ☐ Flame Certificate

Instructions:

- 1 coat primer, 2 coats paint.
- All paints to be low VOC.
- All interpretations of these specifications MUST be submitted to Hilton for final approval prior to purchasing or implementation of any material.
- All materials and methods of construction must comply with all local fire and life safety codes for use in hotels and other public spaces, and Tru by Hilton Standards.
- Refer to Architectural drawings for details and location.



Project Name: **V2.2 Prototypical Architectural Specs**

Item Number: **PT-19-B**

Project #: **Tru by Hilton**

Item Description: **Paint @ Indoor Pool (OPTION B)**

Issue Date: **12/20/19**

Revision(s): **05/29/20** **Δ 2**
Notes Revised

Item Quantity:

Manufacturer: BASIS OF DESIGN

Source: SEE 'NOTES' BELOW

Address:

Address:

Phone:

Phone:

Fax:

Fax:

Contact:

Contact:

E-mail:

E-mail:

Web:

Web:

Color/Finish: SW 7064 Passive / Eggshell

Notes:

*Contractor MUST review manufacturer's instructions and application prior to installing.

Reference product TDS Sheet for suggested primer

RECOMMENDED VENDOR:

Sherwin Williams, Contact: Matt Wessel, P:
412.953.9872, email:
matthew.m.wessel@sherwin.com

Required Item(s) for Designer Approval Prior to Fabrication:

Prepared By: ACR

☐ Seaming Diagram ☐ Strike-Off ☒ Finish Sample ☐ Cutting ☐ Shop Dwgs ☐ Prototype ☐ Flame Certificate

Instructions:

- 1 coat primer, 2 coats paint.
- All paints to be low VOC.
- All interpretations of these specifications MUST be submitted to Hilton for final approval prior to purchasing or implementation of any material.
- All materials and methods of construction must comply with all local fire and life safety codes for use in hotels and other public spaces, and Tru by Hilton Standards.
- Refer to Architectural drawings for details and location.



Project Name: **V2.2 Prototypical Architectural Specs**
Project #: **Tru by Hilton**

Item Number: **PT-20-A**
Item Description: **Accent Paint @ Indoor Pool (OPTION B)**

Issue Date: **05/14/18**

Revision(s): **05/29/20** **Δ 2**
Product Name, Notes & Vendor Information
Revised

Item Quantity:

Manufacturer: BASIS OF DESIGN

Source: SEE 'NOTES' BELOW

Address:

Address:

Phone:

Phone:

Fax:

Fax:

Contact:

Contact:

E-mail:

E-mail:

Web:

Web:

Product: *Corotech / Precatalyzed Epoxy V342

Color/Finish: Nightfall 1596 / Eggshell

Notes:

*Contractor MUST review manufacturer's instructions and application prior to installing.

Reference product TDS Sheet for suggested primer

RECOMMENDED VENDOR:

Benjamin Moore, Contact: Paul Ballas, P:
908.902.3614, email:
Paul.ballas@benjaminmoore.com

Required Item(s) for Designer Approval Prior to Fabrication:

Prepared By: AMC

☐ Seaming Diagram ☐ Strike-Off ☒ Finish Sample ☐ Cutting ☐ Shop Dwgs ☐ Prototype ☐ Flame Certificate

Instructions:

- 1 coat primer, 2 coats paint.
- All paints to be low VOC.
- All interpretations of these specifications MUST be submitted to Hilton for final approval prior to purchasing or implementation of any material.
- All materials and methods of construction must comply with all local fire and life safety codes for use in hotels and other public spaces, and Tru by Hilton Standards.
- Refer to Architectural drawings for details and location.



Project Name: **V2.2 Prototypical Architectural Specs**

Project #: **Tru by Hilton**

Item Number: **PT-20-B**

Item Description: **Accent Paint @ Indoor Pool (OPTION B)**

Issue Date: **12/20/19**

Revision(s): **05/29/20** **Δ 2**

Notes Revised

Item Quantity:

Manufacturer: BASIS OF DESIGN

Source: SEE 'NOTES' BELOW

Address:

Address:

Phone:

Phone:

Fax:

Fax:

Contact:

Contact:

E-mail:

E-mail:

Web:

Web:

Color/Finish: SW 6994 Greenblack / Eggshell

Notes:

*Contractor MUST review manufacturer's instructions and application prior to installing.

Reference product TDS Sheet for suggested primer

RECOMMENDED VENDOR:

Sherwin Williams, Contact: Matt Wessel, P:
412.953.9872, email:
matthew.m.wessel@sherwin.com

Required Item(s) for Designer Approval Prior to Fabrication:

Prepared By: ACR

☐ Seaming Diagram ☐ Strike-Off ☒ Finish Sample ☐ Cutting ☐ Shop Dwgs ☐ Prototype ☐ Flame Certificate

Instructions:

- 1 coat primer, 2 coats paint.
- All paints to be low VOC.
- All interpretations of these specifications MUST be submitted to Hilton for final approval prior to purchasing or implementation of any material.
- All materials and methods of construction must comply with all local fire and life safety codes for use in hotels and other public spaces, and Tru by Hilton Standards.
- Refer to Architectural drawings for details and location.



Project Name: **V2.2 Prototypical Architectural Specs**
Project #: **Tru by Hilton**

Item Number: **PT-24-A**
Item Description: **Ceiling Paint @ Elevator Lobby (OPTION A)**

Issue Date: **05/14/18**

Revision(s): **05/29/20** **Δ 2**
Finish, Notes & Vendor Information Revised

Item Quantity:

Manufacturer: BASIS OF DESIGN

Source: SEE 'NOTES' BELOW

Address:

Address:

Phone:

Phone:

Fax:

Fax:

Contact:

Contact:

E-mail:

E-mail:

Web:

Web:

Product: Aura / 522

Color/Finish: ***Graytint 1611 / Matte**

Notes:

***Reference product TDS Sheet for suggested primer**

RECOMMENDED VENDOR:
Benjamin Moore, Contact: Paul Ballas, P:
908.902.3614, email:
Paul.ballas@benjaminmoore.com

Required Item(s) for Designer Approval Prior to Fabrication:

Prepared By: AMC

☐ Seaming Diagram ☐ Strike-Off ☒ Finish Sample ☐ Cutting ☐ Shop Dwgs ☐ Prototype ☐ Flame Certificate

Instructions:

- 1 coat primer, 2 coats paint.
- All paints to be low VOC.
- All interpretations of these specifications MUST be submitted to Hilton for final approval prior to purchasing or implementation of any material.
- All materials and methods of construction must comply with all local fire and life safety codes for use in hotels and other public spaces, and Tru by Hilton Standards.
- Refer to Architectural drawings for details and location.



Project Name: **V2.2 Prototypical Architectural Specs**
Project #: **Tru by Hilton**

Item Number: **PT-24-B**
Item Description: **Ceiling Paint @ Elevator Lobby (OPTION B)**

Issue Date: **12/20/19**

Revision(s): **05/29/20** **Δ 2**
Notes Revised

Item Quantity:

Manufacturer: BASIS OF DESIGN
Address:

Source: SEE 'NOTES' BELOW
Address:

Phone:
Fax:
Contact:
E-mail:
Web:

Phone:
Fax:
Contact:
E-mail:
Web:

Color/Finish: SW 6259 Spatial White / Flat

Notes:

*Reference product TDS Sheet for suggested primer

RECOMMENDED VENDOR:
Sherwin Williams, Contact: Matt Wessel, P:
412.953.9872, email:
matthew.m.wessel@sherwin.com

Required Item(s) for Designer Approval Prior to Fabrication:

Prepared By: ACr

☐ Seaming Diagram ☐ Strike-Off ☒ Finish Sample ☐ Cutting ☐ Shop Dwgs ☐ Prototype ☐ Flame Certificate

Instructions:

- 1 coat primer, 2 coats paint.
- All paints to be low VOC.
- All interpretations of these specifications MUST be submitted to Hilton for final approval prior to purchasing or implementation of any material.
- All materials and methods of construction must comply with all local fire and life safety codes for use in hotels and other public spaces, and Tru by Hilton Standards.
- Refer to Architectural drawings for details and location.



Project Name: **V2.2 Prototypical Architectural Specs**
Project #: **Tru by Hilton**

Item Number: **PT-25-A**
Item Description: **Ceiling Paint @ Public Areas and Back of House (OPTION A)**

Issue Date: **05/14/18**

Revision(s): **05/29/20** **Δ 2**
Notes & Vendor Information Revised

Item Quantity:

Manufacturer: BASIS OF DESIGN

Source: SEE 'NOTES' BELOW

Address:

Address:

Phone:

Phone:

Fax:

Fax:

Contact:

Contact:

E-mail:

E-mail:

Web:

Web:

Product: Ultra Spec / N536

Color/Finish: Super White PM-1 / Flat

Notes:

*Reference product TDS Sheet for suggested primer

RECOMMENDED VENDOR:
Benjamin Moore, Contact: Paul Ballas, P:
908.902.3614, email:
Paul.ballas@benjaminmoore.com

Required Item(s) for Designer Approval Prior to Fabrication:

Prepared By: AMC

☐ Seaming Diagram ☐ Strike-Off ☒ Finish Sample ☐ Cutting ☐ Shop Dwgs ☐ Prototype ☐ Flame Certificate

Instructions:

- 1 coat primer, 2 coats paint.
- All paints to be low VOC.
- All interpretations of these specifications MUST be submitted to Hilton for final approval prior to purchasing or implementation of any material.
- All materials and methods of construction must comply with all local fire and life safety codes for use in hotels and other public spaces, and Tru by Hilton Standards.
- Refer to Architectural drawings for details and location.



Project Name: **V2.2 Prototypical Architectural Specs**
Project #: **Tru by Hilton**

Item Number: **PT-25-B**
Item Description: **Ceiling Paint @ Public Areas and Back of House (OPTION B)**

Issue Date: **12/20/19**

Revision(s): **05/29/20** **Δ 2**
Notes Revised

Item Quantity:

Manufacturer: BASIS OF DESIGN
Address:

Source: SEE 'NOTES' BELOW
Address:

Phone:
Fax:
Contact:
E-mail:
Web:

Phone:
Fax:
Contact:
E-mail:
Web:

Color/Finish: SW 7006 Extra White / Flat

Notes:

*Reference product TDS Sheet for suggested primer

RECOMMENDED VENDOR:
Sherwin Williams, Contact: Matt Wessel, P:
412.953.9872, email:
matthew.m.wessel@sherwin.com

Required Item(s) for Designer Approval Prior to Fabrication:

Prepared By: ACR

☐ Seaming Diagram ☐ Strike-Off ☒ Finish Sample ☐ Cutting ☐ Shop Dwgs ☐ Prototype ☐ Flame Certificate

Instructions:

- 1 coat primer, 2 coats paint.
- All paints to be low VOC.
- All interpretations of these specifications MUST be submitted to Hilton for final approval prior to purchasing or implementation of any material.
- All materials and methods of construction must comply with all local fire and life safety codes for use in hotels and other public spaces, and Tru by Hilton Standards.
- Refer to Architectural drawings for details and location.



Project Name: **V2.2 Prototypical Architectural Specs**
Project #: **Tru by Hilton**

Item Number: **PT-26-A**
Item Description: **Ceiling Paint @ Public Restrooms and Employee Restroom (OPTION A)**

Issue Date: **05/14/18**

Revision(s): **05/29/20** **Δ 2**
Notes & Vendor Information Revised

Item Quantity:

Manufacturer: BASIS OF DESIGN

Source: SEE 'NOTES' BELOW

Address:

Address:

Phone:

Phone:

Fax:

Fax:

Contact:

Contact:

E-mail:

E-mail:

Web:

Web:

Product: Ultra Spec / N539

Color/Finish: Super White PM-1 / Semi-Gloss

Notes:

*Reference product TDS Sheet for suggested primer

RECOMMENDED VENDOR:
Benjamin Moore, Contact: Paul Ballas, P:
908.902.3614, email:
Paul.ballas@benjaminmoore.com

Required Item(s) for Designer Approval Prior to Fabrication:

Prepared By: AMC

☐ Seaming Diagram ☐ Strike-Off ☒ Finish Sample ☐ Cutting ☐ Shop Dwgs ☐ Prototype ☐ Flame Certificate

Instructions:

- 1 coat primer, 2 coats paint.
- All paints to be low VOC.
- All interpretations of these specifications MUST be submitted to Hilton for final approval prior to purchasing or implementation of any material.
- All materials and methods of construction must comply with all local fire and life safety codes for use in hotels and other public spaces, and Tru by Hilton Standards.
- Refer to Architectural drawings for details and location.



Project Name: **V2.2 Prototypical Architectural Specs**
Project #: **Tru by Hilton**

Item Number: **PT-26-B**
Item Description: **Ceiling Paint @ Public Restrooms and Employee Restroom (OPTION B)**

Issue Date: **12/20/19**

Revision(s): **05/29/20** **Δ 2**
Notes Revised

Item Quantity:

Manufacturer: BASIS OF DESIGN
Address:

Source: SEE 'NOTES' BELOW
Address:

Phone:
Fax:
Contact:
E-mail:
Web:

Phone:
Fax:
Contact:
E-mail:
Web:

Color/Finish: SW 7006 Extra White / Semi-Gloss

Notes:

*Reference product TDS Sheet for suggested primer

RECOMMENDED VENDOR:
Sherwin Williams, Contact: Matt Wessel, P:
412.953.9872, email:
matthew.m.wessel@sherwin.com

Required Item(s) for Designer Approval Prior to Fabrication:

Prepared By: ACr

☐ Seaming Diagram ☐ Strike-Off ☒ Finish Sample ☐ Cutting ☐ Shop Dwgs ☐ Prototype ☐ Flame Certificate

Instructions:

- 1 coat primer, 2 coats paint.
- All paints to be low VOC.
- All interpretations of these specifications MUST be submitted to Hilton for final approval prior to purchasing or implementation of any material.
- All materials and methods of construction must comply with all local fire and life safety codes for use in hotels and other public spaces, and Tru by Hilton Standards.
- Refer to Architectural drawings for details and location.



Project Name: **V2.2 Prototypical Architectural Specs**
Project #: **Tru by Hilton**

Item Number: **PT-27-A**
Item Description: **Accent Stripe Paint @ Indoor Pool (OPTION A)**

Issue Date: **05/14/18**

Revision(s): **05/29/20** **Δ 2**
Product Name, Notes & Vendor Information
Revised

Item Quantity:

Manufacturer: BASIS OF DESIGN

Source: SEE 'NOTES' BELOW

Address:

Address:

Phone:

Phone:

Fax:

Fax:

Contact:

Contact:

E-mail:

E-mail:

Web:

Web:

Product: ***Corotech / Precatalyzed Epoxy V342**

Color/Finish: Ocean Spray 2047-60 / Eggshell

Notes:

***Contractor MUST review manufacturer's instructions and application prior to installing.**

Reference product TDS Sheet for suggested primer

RECOMMENDED VENDOR:

Benjamin Moore, Contact: Paul Ballas, P:
908.902.3614, email:
Paul.ballas@benjaminmoore.com

Required Item(s) for Designer Approval Prior to Fabrication:

Prepared By: AMC

☐ Seaming Diagram ☐ Strike-Off ☒ Finish Sample ☐ Cutting ☐ Shop Dwgs ☐ Prototype ☐ Flame Certificate

Instructions:

- 1 coat primer, 2 coats paint.
- All paints to be low VOC.
- All interpretations of these specifications MUST be submitted to Hilton for final approval prior to purchasing or implementation of any material.
- All materials and methods of construction must comply with all local fire and life safety codes for use in hotels and other public spaces, and Tru by Hilton Standards.
- Refer to Architectural drawings for details and location.



Project Name: **V2.2 Prototypical Architectural Specs**
Project #: **Tru by Hilton**

Item Number: **PT-27-B**
Item Description: **Accent Stripe Paint @ Indoor Pool (OPTION B)**

Issue Date: **12/20/19**

Revision(s): **05/29/20** **Δ 2**
Notes Revised

Item Quantity:

Manufacturer: BASIS OF DESIGN
Address:

Source: SEE 'NOTES' BELOW
Address:

Phone:
Fax:
Contact:
E-mail:
Web:

Phone:
Fax:
Contact:
E-mail:
Web:

Color/Finish: SW 6750 Waterfall / Eggshell

Notes:

*Contractor MUST review manufacturer's instructions and application prior to installing.

Reference product TDS Sheet for suggested primer

RECOMMENDED VENDOR:
Sherwin Williams, Contact: Matt Wessel, P:
412.953.9872, email:
matthew.m.wessel@sherwin.com

Required Item(s) for Designer Approval Prior to Fabrication:

Prepared By: ACr

☐ Seaming Diagram ☐ Strike-Off ☒ Finish Sample ☐ Cutting ☐ Shop Dwgs ☐ Prototype ☐ Flame Certificate

Instructions:

- 1 coat primer, 2 coats paint.
- All paints to be low VOC.
- All interpretations of these specifications MUST be submitted to Hilton for final approval prior to purchasing or implementation of any material.
- All materials and methods of construction must comply with all local fire and life safety codes for use in hotels and other public spaces, and Tru by Hilton Standards.
- Refer to Architectural drawings for details and location.



Project Name: **V2.2 Prototypical Architectural Specs**
Project #: **Tru by Hilton**

Item Number: **PT-28-A**
Item Description: **Accent Paint @ Indoor Pool Focal Wall (OPTION A)**

Issue Date: **05/14/18**

Revision(s): **05/29/20** **Δ 2**
Product Name, Notes & Vendor Information
Revised

Item Quantity:

Manufacturer: BASIS OF DESIGN

Source: SEE 'NOTES' BELOW

Address:

Address:

Phone:

Phone:

Fax:

Fax:

Contact:

Contact:

E-mail:

E-mail:

Web:

Web:

Product: *Corotech / Precatalyzed Epoxy V342

Color/Finish: Bright Yellow 2022-30 / Eggshell

Notes:

*Contractor MUST review manufacturer's instructions and application prior to installing.

Reference product TDS Sheet for suggested primer

RECOMMENDED VENDOR:

Benjamin Moore, Contact: Paul Ballas, P:
908.902.3614, email:
Paul.ballas@benjaminmoore.com

Required Item(s) for Designer Approval Prior to Fabrication:

Prepared By: MM

☐ Seaming Diagram ☐ Strike-Off ☒ Finish Sample ☐ Cutting ☐ Shop Dwgs ☐ Prototype ☐ Flame Certificate

Instructions:

- 1 coat primer, 2 coats paint.
- All paints to be low VOC.
- All interpretations of these specifications MUST be submitted to Hilton for final approval prior to purchasing or implementation of any material.
- All materials and methods of construction must comply with all local fire and life safety codes for use in hotels and other public spaces, and Tru by Hilton Standards.
- Refer to Architectural drawings for details and location.



Project Name: **V2.2 Prototypical Architectural Specs**

Project #: **Tru by Hilton**

Item Number: **PT-28-B**

Item Description: **Accent Paint @ Indoor Pool Focal Wall
(OPTION B)**

Issue Date: **12/20/19**

Revision(s): **05/29/20** **Δ 2**

Notes Revised

Item Quantity:

Manufacturer: BASIS OF DESIGN

Source: SEE 'NOTES' BELOW

Address:

Address:

Phone:

Phone:

Fax:

Fax:

Contact:

Contact:

E-mail:

E-mail:

Web:

Web:

Color/Finish: SW 6911 Confident Yellow / Eggshell

Notes:

*Contractor MUST review manufacturer's instructions and application prior to installing.

Reference product TDS Sheet for suggested primer

RECOMMENDED VENDOR:

Sherwin Williams, Contact: Matt Wessel, P:
412.953.9872, email:
matthew.m.wessel@sherwin.com

Required Item(s) for Designer Approval Prior to Fabrication:

Prepared By: ACr

☐ Seaming Diagram ☐ Strike-Off ☒ Finish Sample ☐ Cutting ☐ Shop Dwgs ☐ Prototype ☐ Flame Certificate

Instructions:

- 1 coat primer, 2 coats paint.
- All paints to be low VOC.
- All interpretations of these specifications MUST be submitted to Hilton for final approval prior to purchasing or implementation of any material.
- All materials and methods of construction must comply with all local fire and life safety codes for use in hotels and other public spaces, and Tru by Hilton Standards.
- Refer to Architectural drawings for details and location.



Project Name: **V2.2 Prototypical Architectural Specs**
Project #: **Tru by Hilton**

Item Number: **PT-29-A**
Item Description: **Ceiling Paint @ Landing Zone (OPTION A)**

Issue Date: **05/14/18**

Revision(s): **05/29/20** **Δ 2**
Finish, Notes & Vendor Information Revised

Item Quantity:

Manufacturer: BASIS OF DESIGN

Source: SEE 'NOTES' BELOW

Address:

Address:

Phone:

Phone:

Fax:

Fax:

Contact:

Contact:

E-mail:

E-mail:

Web:

Web:

Product: Aura / 522

Color/Finish: *Iron Mountain 2134-30 / Matte

Notes:

*To be used in coordination with GR-213 and GR-214 FF&E.

Reference product TDS Sheet for suggested primer

RECOMMENDED VENDOR:

Benjamin Moore, Contact: Paul Ballas, P:
908.902.3614, email:
Paul.ballas@benjaminmoore.com

Required Item(s) for Designer Approval Prior to Fabrication:

Prepared By: MM

☐ Seaming Diagram ☐ Strike-Off ☒ Finish Sample ☐ Cutting ☐ Shop Dwgs ☐ Prototype ☐ Flame Certificate

Instructions:

- 1 coat primer, 2 coats paint.
- All paints to be low VOC.
- All interpretations of these specifications MUST be submitted to Hilton for final approval prior to purchasing or implementation of any material.
- All materials and methods of construction must comply with all local fire and life safety codes for use in hotels and other public spaces, and Tru by Hilton Standards.
- Refer to Architectural drawings for details and location.



Project Name: **V2.2 Prototypical Architectural Specs**

Project #: **Tru by Hilton**

Item Number: **PT-29-B**

Item Description: **Ceiling Paint @ Landing Zone (OPTION B)**

Issue Date: **12/20/19**

Revision(s): **05/29/20** **Δ 2**

Notes Revised

Item Quantity:

Manufacturer: BASIS OF DESIGN

Source: SEE 'NOTES' BELOW

Address:

Address:

Phone:

Phone:

Fax:

Fax:

Contact:

Contact:

E-mail:

E-mail:

Web:

Web:

Color/Finish: SW 7069 Iron Ore / Flat

Notes:

*To be used in coordination with GR-213 and GR-214 FF&E.

Reference product TDS Sheet for suggested primer

RECOMMENDED VENDOR:

Sherwin Williams, Contact: Matt Wessel, P:
412.953.9872, email:
matthew.m.wessel@sherwin.com

Required Item(s) for Designer Approval Prior to Fabrication:

Prepared By: ACR

☐ Seaming Diagram ☐ Strike-Off ☒ Finish Sample ☐ Cutting ☐ Shop Dwgs ☐ Prototype ☐ Flame Certificate

Instructions:

- 1 coat primer, 2 coats paint.
- All paints to be low VOC.
- All interpretations of these specifications MUST be submitted to Hilton for final approval prior to purchasing or implementation of any material.
- All materials and methods of construction must comply with all local fire and life safety codes for use in hotels and other public spaces, and Tru by Hilton Standards.
- Refer to Architectural drawings for details and location.



Project Name: **V2.2 Prototypical Architectural Specs**

Project #: **Tru by Hilton**

Item Number: **PT-30-A**

Item Description: **Paint @ Media Wall and Tru-ly Local Wall Millwork Frame (OPTION A)**

Issue Date: **05/14/18**

Revision(s): **05/29/20** **Δ 2**

Product Name/Finish, Notes & Vendor Information
Revised

Item Quantity:

Manufacturer: **BASIS OF DESIGN**

Source: **SEE 'NOTES' BELOW**

Address:

Address:

Phone:

Phone:

Fax:

Fax:

Contact:

Contact:

E-mail:

E-mail:

Web:

Web:

Product: ***Ultra Spec / N539**

Color/Finish: ***Chantilly Lace OC-65 / Semi-gloss**

Notes:

***Reference product TDS Sheet for suggested primer**

RECOMMENDED VENDOR:
Benjamin Moore, Contact: Paul Ballas, P:
908.902.3614, email:
Paul.ballas@benjaminmoore.com

Required Item(s) for Designer Approval Prior to Fabrication:

Prepared By: **RL**

☐ Seaming Diagram ☐ Strike-Off ☒ Finish Sample ☐ Cutting ☐ Shop Dwgs ☐ Prototype ☐ Flame Certificate

Instructions:

- 1 coat primer, 2 coats paint.
- All paints to be low VOC.
- All interpretations of these specifications MUST be submitted to Hilton for final approval prior to purchasing or implementation of any material.
- All materials and methods of construction must comply with all local fire and life safety codes for use in hotels and other public spaces, and Tru by Hilton Standards.
- Refer to Architectural drawings for details and location.



Project Name: **V2.2 Prototypical Architectural Specs**
Project #: **Tru by Hilton**

Item Number: **PT-30-B**
Item Description: **Paint @ Media Wall and Tru-ly Local Wall Millwork Frame (OPTION B)**

Issue Date: **12/20/19**

Revision(s): **05/29/20** **Δ 2**
Notes Revised

Item Quantity:

Manufacturer: BASIS OF DESIGN
Address:

Source: SEE 'NOTES' BELOW
Address:

Phone:
Fax:
Contact:
E-mail:
Web:

Phone:
Fax:
Contact:
E-mail:
Web:

Color/Finish: SW 7005 Pure White / Semi-gloss

Notes:

*Reference product TDS Sheet for suggested primer

RECOMMENDED VENDOR:
Sherwin Williams, Contact: Matt Wessel, P:
412.953.9872, email:
matthew.m.wessel@sherwin.com

Required Item(s) for Designer Approval Prior to Fabrication:

Prepared By: ACR

☐ Seaming Diagram ☐ Strike-Off ☒ Finish Sample ☐ Cutting ☐ Shop Dwgs ☐ Prototype ☐ Flame Certificate

Instructions:

- 1 coat primer, 2 coats paint.
- All paints to be low VOC.
- All interpretations of these specifications MUST be submitted to Hilton for final approval prior to purchasing or implementation of any material.
- All materials and methods of construction must comply with all local fire and life safety codes for use in hotels and other public spaces, and Tru by Hilton Standards.
- Refer to Architectural drawings for details and location.



Project Name: **V2.2 Prototypical Architectural Specs**
Project #: **Tru by Hilton**

Item Number: **PT-31-A**
Item Description: **Paint @ Guest Corridor Doors/Door Frames and Guestroom Entry Doors/Door Frames (OPTION A)**

Issue Date: **05/14/18**

Revision(s): **05/29/20 Δ 2**

Product Name/Finish, Notes & Vendor Information
Revised

Item Quantity:

Manufacturer: BASIS OF DESIGN

Source: SEE 'NOTES' BELOW

Address:

Address:

Phone:

Phone:

Fax:

Fax:

Contact:

Contact:

E-mail:

E-mail:

Web:

Web:

Product: *Ultra Spec Scuff-X / 487

Color/Finish: *Stormy Sky 1616 / Semi-gloss

Notes:

*Reference product TDS Sheet for suggested primer

RECOMMENDED VENDOR:

Benjamin Moore, Contact: Paul Ballas, P:
908.902.3614, email:
Paul.ballas@benjaminmoore.com

Required Item(s) for Designer Approval Prior to Fabrication:

Prepared By: AMC

☐ Seaming Diagram ☐ Strike-Off ☒ Finish Sample ☐ Cutting ☐ Shop Dwgs ☐ Prototype ☐ Flame Certificate

Instructions:

- 1 coat primer, 2 coats paint.
- All paints to be low VOC.
- All interpretations of these specifications MUST be submitted to Hilton for final approval prior to purchasing or implementation of any material.
- All materials and methods of construction must comply with all local fire and life safety codes for use in hotels and other public spaces, and Tru by Hilton Standards.
- Refer to Architectural drawings for details and location.



Project Name: **V2.2 Prototypical Architectural Specs**
Project #: **Tru by Hilton**

Item Number: **PT-31-B**
Item Description: **Paint @ Guest Corridor Doors/Door Frames and Guestroom Entry Doors/Door Frames (OPTION B)**

Issue Date: **12/20/19**

Revision(s): **05/29/20** **Δ 2**
Notes Revised

Item Quantity:

Manufacturer: BASIS OF DESIGN

Source: SEE 'NOTES' BELOW

Address:

Address:

Phone:

Phone:

Fax:

Fax:

Contact:

Contact:

E-mail:

E-mail:

Web:

Web:

Color/Finish: SW 7674 Peppercorn / Semi-gloss

Notes:

*Reference product TDS Sheet for suggested primer

RECOMMENDED VENDOR:
Sherwin Williams, Contact: Matt Wessel, P:
412.953.9872, email:
matthew.m.wessel@sherwin.com

Required Item(s) for Designer Approval Prior to Fabrication:

Prepared By: ACr

☐ Seaming Diagram ☐ Strike-Off ☒ Finish Sample ☐ Cutting ☐ Shop Dwgs ☐ Prototype ☐ Flame Certificate

Instructions:

- 1 coat primer, 2 coats paint.
- All paints to be low VOC.
- All interpretations of these specifications MUST be submitted to Hilton for final approval prior to purchasing or implementation of any material.
- All materials and methods of construction must comply with all local fire and life safety codes for use in hotels and other public spaces, and Tru by Hilton Standards.
- Refer to Architectural drawings for details and location.



Project Name: **V2.2 Prototypical Architectural Specs**
Project #: **Tru by Hilton**

Item Number: **PT-32-A**
Item Description: **Paint @ Indoor Pool Doors/Door Frames (OPTION A)**

Issue Date: **05/14/18**

Revision(s): **05/29/20** **Δ 2**
Notes & Vendor Information Revised

Item Quantity:

Manufacturer: BASIS OF DESIGN
Address:

Source: SEE 'NOTES' BELOW
Address:

Phone:
Fax:
Contact:
E-mail:
Web:

Phone:
Fax:
Contact:
E-mail:
Web:

Product: ADVANCE Interior Paint/ 793
Color/Finish: Snow White 2122-70 / Semi-gloss

Notes:

*Reference product TDS Sheet for suggested primer

RECOMMENDED VENDOR:
Benjamin Moore, Contact: Paul Ballas, P:
908.902.3614, email:
Paul.ballas@benjaminmoore.com

Required Item(s) for Designer Approval Prior to Fabrication:

Prepared By: MM

☐ Seaming Diagram ☐ Strike-Off ☒ Finish Sample ☐ Cutting ☐ Shop Dwgs ☐ Prototype ☐ Flame Certificate

Instructions:

- 1 coat primer, 2 coats paint.
- All paints to be low VOC.
- All interpretations of these specifications MUST be submitted to Hilton for final approval prior to purchasing or implementation of any material.
- All materials and methods of construction must comply with all local fire and life safety codes for use in hotels and other public spaces, and Tru by Hilton Standards.
- Refer to Architectural drawings for details and location.



Project Name: **V2.2 Prototypical Architectural Specs**
Project #: **Tru by Hilton**

Item Number: **PT-32-B**
Item Description: **Paint @ Indoor Pool Doors/Door Frames (OPTION B)**

Issue Date: **12/20/19**

Revision(s): **05/29/20** **Δ 2**
Notes Revised

Item Quantity:

Manufacturer: BASIS OF DESIGN
Address:

Source: SEE 'NOTES' BELOW
Address:

Phone:
Fax:
Contact:
E-mail:
Web:

Phone:
Fax:
Contact:
E-mail:
Web:

Color/Finish: SW 7007 Ceiling Bright White / Semi-gloss

Notes:

*Reference product TDS Sheet for suggested primer

RECOMMENDED VENDOR:
Sherwin Williams, Contact: Matt Wessel, P:
412.953.9872, email:
matthew.m.wessel@sherwin.com

Required Item(s) for Designer Approval Prior to Fabrication:

Prepared By: ACR

☐ Seaming Diagram ☐ Strike-Off ☒ Finish Sample ☐ Cutting ☐ Shop Dwgs ☐ Prototype ☐ Flame Certificate

Instructions:

- 1 coat primer, 2 coats paint.
- All paints to be low VOC.
- All interpretations of these specifications MUST be submitted to Hilton for final approval prior to purchasing or implementation of any material.
- All materials and methods of construction must comply with all local fire and life safety codes for use in hotels and other public spaces, and Tru by Hilton Standards.
- Refer to Architectural drawings for details and location.



Project Name: **V2.2 Prototypical Architectural Specs**
Project #: **Tru by Hilton**

Item Number: **SPA-01-A**
Item Description: **Knockdown Finish @ Guestroom (OPTION A)**

Issue Date: **05/14/18**

Revision(s): **05/29/20** **Δ 2**
Product Notes Revised

Item Quantity:

Manufacturer: BASIS OF DESIGN
Address:

Source: SEE 'NOTES' BELOW
Address:

Phone:
Fax:
Contact:
E-mail:
Web:

Phone:
Fax:
Contact:
E-mail:
Web:

Product: ***Permatone: PintuFondo and Chiffon**
Color/Finish: Color to match Benjamin Moore Harbor Gray AC-25

Notes: ***Product to match PermaTone Pintufondo and Chiffon. Texture to match Light Damascus.**
RECOMMENDED VENDOR:
PermaTone, Inc., Contact: Victor Gomez, P:
832.243.0787, email: victor@permatone.com



Required Item(s) for Designer Approval Prior to Fabrication:

Prepared By: AMC

☐ Seaming Diagram ☐ Strike-Off ☒ Finish Sample ☐ Cutting ☐ Shop Dwgs ☐ Prototype ☐ Flame Certificate

Instructions:

- 1 coat primer, 2 coats paint.
- All paints to be low VOC.
- All interpretations of these specifications MUST be submitted to Hilton for final approval prior to purchasing or implementation of any material. prior to purchasing or implementation of any material.
- All materials & methods of construction must comply with all local fire & life safety codes for use in hotels, and Tru by Hilton Standards.
- Refer to Architectural drawings for details and location.



Project Name: **V2.2 Prototypical Architectural Specs**
Project #: **Tru by Hilton**

Item Number: **SPA-01-B**
Item Description: **Knockdown Finish @ Guestroom (OPTION B)**

Issue Date: **12/20/19**

Revision(s): **05/29/20** **Δ 2**
Product Notes Revised

Item Quantity:

Manufacturer: BASIS OF DESIGN
Address:

Source: SEE 'NOTES' BELOW
Address:

Phone:
Fax:
Contact:
E-mail:
Web:

Phone:
Fax:
Contact:
E-mail:
Web:

Product: ***Permatone: PintuFondo and Chiffon**
Color/Finish: Color to match Sherwin Williams SW 7064 Passive

Notes: ***Product to match PermaTone Pintufondo and Chiffon. Texture to match Light Damascus.**
RECOMMENDED VENDOR:
PermaTone, Inc., Contact: Victor Gomez, P:
832.243.0787, email: victor@permatone.com

Required Item(s) for Designer Approval Prior to Fabrication:

Prepared By: ACR

☐ Seaming Diagram ☐ Strike-Off ☒ Finish Sample ☐ Cutting ☐ Shop Dwgs ☐ Prototype ☐ Flame Certificate

Instructions:

- 1 coat primer, 2 coats paint.
- All paints to be low VOC.
- All interpretations of these specifications MUST be submitted to Hilton for final approval prior to purchasing or implementation of any material. prior to purchasing or implementation of any material.
- All materials & methods of construction must comply with all local fire & life safety codes for use in hotels, and Tru by Hilton Standards.
- Refer to Architectural drawings for details and location.



Project Name: **V2.2 Prototypical Architectural Specs**
Project #: **Tru by Hilton**

Item Number: **SPA-02-A**
Item Description: **Accent Knockdown Finish @
Guestroom Headboard Wall (PACKAGE
A: Glimmer)**

Issue Date: **05/14/18**

Revision(s): **05/29/20** **Δ 2**
Product Notes Revised

Item Quantity:

Manufacturer: BASIS OF DESIGN

Source: SEE 'NOTES' BELOW

Address:

Address:

Phone:

Phone:

Fax:

Fax:

Contact:

Contact:

E-mail:

E-mail:

Web:

Web:

Product:

*Permatone: PintuFondo and Chiffon

Color/Finish:

*See Notes


Notes:

*Product to match PermaTone Pintufondo and Chiffon. Texture to match Light Damascus.

Color to match Benjamin Moore 2061-20 Champion Cobalt OR Sherwin Williams SW 6510 Loyal Blue

RECOMMENDED VENDOR:

PermaTone, Inc., Contact: Victor Gomez, P:
832.243.0787, email: victor@permatone.com



Required Item(s) for Designer Approval Prior to Fabrication:

Prepared By: AMC

☐ Seaming Diagram ☐ Strike-Off ☒ Finish Sample ☐ Cutting ☐ Shop Dwgs ☐ Prototype ☐ Flame Certificate

Instructions:

- 1 coat primer, 2 coats paint.
- All paints to be low VOC.
- All interpretations of these specifications MUST be submitted to Hilton for final approval prior to purchasing or implementation of any material. prior to purchasing or implementation of any material.
- All materials & methods of construction must comply with all local fire & life safety codes for use in hotels, and Tru by Hilton Standards.
- Refer to Architectural drawings for details and location.



Project Name: **V2.2 Prototypical Architectural Specs**
Project #: **Tru by Hilton**

Item Number: **SPA-02-B**
Item Description: **Accent Knockdown Finish @
Guestroom Headboard Wall (PACKAGE
B: Spark)**

Issue Date: **05/14/18**

Revision(s): **05/29/20** **Δ 2**
Product Notes Revised

Item Quantity:

Manufacturer: BASIS OF DESIGN

Source: SEE 'NOTES' BELOW

Address:

Address:

Phone:

Phone:

Fax:

Fax:

Contact:

Contact:

E-mail:

E-mail:

Web:

Web:

Product: *Permatone: PintuFondo and Chiffon

Color/Finish: *See Notes

Notes:

*Product to match PermaTone Pintufondo and Chiffon. Texture to match Light Damascus.

Color to match Benjamin Moore 744 Indigo OR Sherwin Williams SW 6772 Cay

RECOMMENDED VENDOR:

PermaTone, Inc., Contact: Victor Gomez, P: 832.243.0787, email: victor@permatone.com



Required Item(s) for Designer Approval Prior to Fabrication:

Prepared By: AMC

☐ Seaming Diagram ☐ Strike-Off ☒ Finish Sample ☐ Cutting ☐ Shop Dwgs ☐ Prototype ☐ Flame Certificate

Instructions:

- 1 coat primer, 2 coats paint.
- All paints to be low VOC.
- All interpretations of these specifications MUST be submitted to Hilton for final approval prior to purchasing or implementation of any material. prior to purchasing or implementation of any material.
- All materials & methods of construction must comply with all local fire & life safety codes for use in hotels, and Tru by Hilton Standards.
- Refer to Architectural drawings for details and location.



Project Name: **V2.2 Prototypical Architectural Specs**
Project #: **Tru by Hilton**

Item Number: **SPA-02-C-1**
Item Description: **Accent Knockdown Finish @
Guestroom Headboard Wall (PACKAGE
C: Burst - OPT. 1)**

Issue Date: **05/14/18**

Revision(s): **05/29/20** **Δ 2**
Product Notes Revised

Item Quantity:

Manufacturer: BASIS OF DESIGN

Source: SEE 'NOTES' BELOW

Address:

Address:

Phone:

Phone:

Fax:

Fax:

Contact:

Contact:

E-mail:

E-mail:

Web:

Web:

Product: *Permatone: PintuFondo and Chiffon

Color/Finish: *See Notes

Notes:

*Product to match PermaTone Pintufondo and Chiffon. Texture to match Light Damascus.

Color to match Benjamin Moore 319 Dalila OR SW 9018 Honey Bees

RECOMMENDED VENDOR:

PermaTone, Inc., Contact: Victor Gomez, P: 832.243.0787, email: victor@permatone.com



Required Item(s) for Designer Approval Prior to Fabrication:

Prepared By: AMC

☐ Seaming Diagram ☐ Strike-Off ☒ Finish Sample ☐ Cutting ☐ Shop Dwgs ☐ Prototype ☐ Flame Certificate

Instructions:

- 1 coat primer, 2 coats paint.
- All paints to be low VOC.
- All interpretations of these specifications MUST be submitted to Hilton for final approval prior to purchasing or implementation of any material. prior to purchasing or implementation of any material.
- All materials & methods of construction must comply with all local fire & life safety codes for use in hotels, and Tru by Hilton Standards.
- Refer to Architectural drawings for details and location.



Project Name: **V2.2 Prototypical Architectural Specs**
Project #: **Tru by Hilton**

Item Number: **SPA-02-C-2**
Item Description: **Accent Knockdown Finish @
Guestroom Headboard Wall (PACKAGE
C: Burst - OPT. 2)**

Issue Date: **05/14/18**

Revision(s): **05/29/20 Δ 2**
Product Notes Revised

Item Quantity:

Manufacturer: BASIS OF DESIGN

Source: SEE 'NOTES' BELOW

Address:

Address:

Phone:

Phone:

Fax:

Fax:

Contact:

Contact:

E-mail:

E-mail:

Web:

Web:

Product: *Permatone: PintuFondo and Chiffon

Color/Finish: *See Notes


Notes:

*Product to match PermaTone Pintufondo and Chiffon. Texture to match Light Damascus.

Color to match Benjamin Moore 2051-40 Majestic Blue OR Sherwin Williams SW 6487 Cloudburst

RECOMMENDED VENDOR:

PermaTone, Inc., Contact: Victor Gomez, P: 832.243.0787, email: victor@permatone.com



Required Item(s) for Designer Approval Prior to Fabrication:

Prepared By: MM

☐ Seaming Diagram ☐ Strike-Off ☒ Finish Sample ☐ Cutting ☐ Shop Dwgs ☐ Prototype ☐ Flame Certificate

Instructions:

- 1 coat primer, 2 coats paint.
- All paints to be low VOC.
- All interpretations of these specifications MUST be submitted to Hilton for final approval prior to purchasing or implementation of any material. prior to purchasing or implementation of any material.
- All materials & methods of construction must comply with all local fire & life safety codes for use in hotels, and Tru by Hilton Standards.
- Refer to Architectural drawings for details and location.



Project Name: **V2.2 Prototypical Architectural Specs**

Item Number: **SPT-01**

Project #: **Tru by Hilton**

Item Description: **Static Dissipative Tile @ PBX**

Issue Date: **05/14/18**

Revision(s): **05/29/20** **Δ 2**

Product Name, Notes and Vendor Information Revised

Item Quantity:

Manufacturer: BASIS OF DESIGN

Source: SEE 'NOTES' BELOW

Address:

Address:

Phone:

Phone:

Fax:

Fax:

Contact:

Contact:

E-mail:

E-mail:

Web:

Web:

Product: ***Excelon SDT**

Color/Finish: 51956/ Fossil Gray

Size/Dimensions: 12" x 12" x 1/8"

Notes:

***S-392 Static Dissipative Tile Adhesive Required.**

Static Load Limit : < .005 in.

Resistance ANSI/ESD S7.1 ASTM F-150 Point to point
and point to ground: 106 to 109 ohms

Resistance in Combination with a Person ANSI/ESD
STM 97.1 At 12% R.H. with Dissipative footwear:
4.48 x 108 ohms (average)

Static Generation ANSI/ESD STM 97.2 At 12% R.H.
with Dissipative footwear: 30 volts (average)

Static Dissipation ETS Dissipation At 12% R.H. with
Dissipative footwear: 1000 to 100 volts: 0.2 seconds
max

RECOMMENDED VENDOR:

Armstrong Flooring, Contact(s): Ray Wheeler, P:
630.567.8834, email:

rfwheeler@armstrongflooring.com; David Kurtz, P:
717.449.4816, email: dbkurtz@armstrongflooring.com



Required Item(s) for Designer Approval Prior to Fabrication:

Prepared By: AMC

☐ Seaming Diagram ☐ Strike-Off ☒ Finish Sample ☐ Cutting ☐ Shop Dwg's ☐ Prototype ☐ Flame Certificate

Instructions:



Project Name: **V2.2 Prototypical Architectural Specs**

Item Number: **SPT-01**

Project #: **Tru by Hilton**

Item Description: **Static Dissipative Tile @ PBX**

Issue Date: **05/14/18**

Revision(s): **05/29/20** **Δ 2**

Product Name, Notes and Vendor Information Revised

Item Quantity:

Manufacturer: **BASIS OF DESIGN**

Source: **SEE 'NOTES' BELOW**

Instructions:

- Quantities to be verified by installer.
- Material must be contract quality and suitable for commercial use.
- All interpretations of these specifications MUST be submitted to Hilton for final approval prior to purchasing or implementation of any material.
- All materials and methods of construction must comply with all local fire and life safety codes for use in hotels and other public spaces, and Tru by Hilton Standards.



Project Name: **V2.2 Prototypical Architectural Specs**
Project #: **Tru by Hilton**

Item Number: **ST-01**
Item Description: **Quartz Countertop @ Lobby Millwork
& Fitness Center Millwork**

Issue Date: **05/14/18**

Revision(s): **05/29/20** **Δ 2**
Vendor Information Revised

Item Quantity:


Manufacturer: BASIS OF DESIGN
Address:

Source: SEE 'NOTES' BELOW
Address:

Phone:
Fax:
Contact:
E-mail:
Web:

Phone:
Fax:
Contact:
E-mail:
Web:

Product: Viatera Quartz Stone
Color/Finish: Snow Storm
Size/Dimensions: Refer to architectural drawings for details and dimensions



Notes:

***RECOMMENDED VENDOR:**
LG Hausys, Contact: Michelle Allen, P:513.214.9939,
email: mallen@lghausys.com

Required Item(s) for Designer Approval Prior to Fabrication:

Prepared By: AMC

☐ Seaming Diagram ☐ Strike-Off ☒ Finish Sample ☐ Cutting ☐ Shop Dwgs ☐ Prototype ☐ Flame Certificate

Instructions:

- To include clear matte sealer to protect from staining and water absorption.
- Stone installation to meet all requirements per MIA standards.
- Must be contract quality and suitable for commercial use.
- All materials and methods of construction must comply with all local fire and life safety codes for use in hotels and other public spaces, and Tru by Hilton Standards.
- All interpretations of these specifications MUST be submitted to Hilton for final approval prior to purchasing or implementation of any material.
- Quantities to be verified by installer.



Project Name: **V2.2 Prototypical Architectural Specs**

Item Number: **ST-02**

Project #: **Tru by Hilton**

Item Description: **Quartz Countertop @ Front Desk**

Issue Date: **05/14/18**

Revision(s): **05/29/20** **Δ 2**
Vendor Information Revised

Item Quantity:

Manufacturer: BASIS OF DESIGN

Source: SEE 'NOTES' BELOW

Address:

Address:

Phone:

Phone:

Fax:

Fax:

Contact:

Contact:

E-mail:

E-mail:

Web:

Web:

Product: Viatera Quartz Stone

Color/Finish: Thunder Storm

Size/Dimensions: Refer to architectural drawings for details and dimensions

Notes:

***RECOMMENDED VENDOR:**
LG Hausys, Contact: Michelle Allen, P: 513.214.9939,
email: mallen@lghausys.com



Required Item(s) for Designer Approval Prior to Fabrication:

Prepared By: MM

☐ Seaming Diagram ☐ Strike-Off ☒ Finish Sample ☐ Cutting ☐ Shop Dwgs ☐ Prototype ☐ Flame Certificate

Instructions:

- To include clear matte sealer to protect from staining and water absorption.
- Stone installation to meet all requirements per MIA standards.
- Must be contract quality and suitable for commercial use.
- All materials and methods of construction must comply with all local fire and life safety codes for use in hotels and other public spaces, and Tru by Hilton Standards.
- All interpretations of these specifications MUST be submitted to Hilton for final approval prior to purchasing or implementation of any material.
- Quantities to be verified by installer.



Project Name: **V2.2 Prototypical Architectural Specs**

Project #: **Tru by Hilton**

Item Number: **TA-03-A**

Item Description: **Dual Toilet Paper Holder @ Guest Bath (OPTION A)**

Issue Date: **05/14/18**

Revision(s): **05/29/20** **Δ 2**
Dimensions Revised

Item Quantity:

Manufacturer: BASIS OF DESIGN

Source: SEE 'NOTES' BELOW

Address:

Address:

Phone:

Phone:

Fax:

Fax:

Contact:

Contact:

E-mail:

E-mail:

Web:

Web:

Product: Surface Mounted Tissue Holder / B-6867

Color/Finish: Satin Stainless Steel

Size/Dimensions: ***12-1/2"W x 2"H x 3-15/16" projection**

Notes:

RECOMMENDED VENDOR:
Bobrick Washroom Equipment, Contact: Customer
Service, P: 818.373.4900, email:
customerservice@bobrick.com



Required Item(s) for Designer Approval Prior to Fabrication:

Prepared By: AMC

☐ Seaming Diagram ☐ Strike-Off ☒ Finish Sample ☐ Cutting ☐ Shop Dwgs ☐ Prototype ☐ Flame Certificate

Instructions:

- All interpretations of these specifications MUST be submitted to Hilton for final approval prior to purchasing or implementation of any material.
- Must be of contract quality and suitable for commercial use.
- Installation must meet manufacturer's suggested guidelines and/or follow installation guidelines in accordance with Architect's specification.
- All materials & methods of construction must comply with all local fire & life safety codes for use in hotels, and Tru by Hilton Standards.
- All quantities to be verified by hotel operator prior to purchasing.



Project Name: **V2.2 Prototypical Architectural Specs**
Project #: **Tru by Hilton**

Item Number: **TA-03-B**
Item Description: **Dual Toilet Paper Holder @ Guest Bath (OPTION B)**

Issue Date: **05/14/18**

Revision(s): **05/29/20** **Δ 2**
Vendor Information Revised

Item Quantity:

Manufacturer: BASIS OF DESIGN
Address:

Source: SEE 'NOTES' BELOW
Address:

Phone:
Fax:
Contact:
E-mail:
Web:

Phone:
Fax:
Contact:
E-mail:
Web:

Product: Latitude2 Surface Mounted Tissue Holder / 4243A
Color/Finish: Chrome
Size/Dimensions: 14"W x 3.25" projection

Notes:

***RECOMMENDED VENDOR:**
Gatco, Inc. Contact: Joann Janchoi P: 800.227.5640,
email: joann@gatcoinc.com



Required Item(s) for Designer Approval Prior to Fabrication:

Prepared By: AMC

☐ Seaming Diagram ☐ Strike-Off ☒ Finish Sample ☐ Cutting ☐ Shop Dwgs ☐ Prototype ☐ Flame Certificate

Instructions:

- All interpretations of these specifications MUST be submitted to Hilton for final approval prior to purchasing or implementation of any material.
- Must be of contract quality and suitable for commercial use.
- Installation must meet manufacturer's suggested guidelines and/or follow installation guidelines in accordance with Architect's specification.
- All materials & methods of construction must comply with all local fire & life safety codes for use in hotels, and Tru by Hilton Standards.
- All quantities to be verified by hotel operator prior to purchasing.



Project Name: **V2.2 Prototypical Architectural Specs**
Project #: **Tru by Hilton**

Item Number: **TA-03-C**
Item Description: **Dual Toilet Paper Holder @ Guest Bath (OPTION C)**

Issue Date:

Revision(s): **05/29/20** **Δ 2**
New Specification

Item Quantity:

Manufacturer: BASIS OF DESIGN
Address:

Source: SEE 'NOTES' BELOW
Address:

Phone:
Fax:
Contact:
E-mail:
Web:

Phone:
Fax:
Contact:
E-mail:
Web:

Product: MODERN Elegance Double Toilet Paper Holder / WMEDTPHPS
Color/Finish: Polished
Size/Dimensions: 13" L x 3.625" D x 2" DIA.

Notes: RECOMMENDED VENDOR:
WingIt Innovations, LLC, Contact: Billy Mac, P:
734.550.9701, email: sales@wingits.com



Required Item(s) for Designer Approval Prior to Fabrication:

Prepared By: ACR

☐ Seaming Diagram ☐ Strike-Off ☐ Finish Sample ☐ Cutting ☐ Shop Dwgs ☐ Prototype ☐ Flame Certificate

Instructions:

- All interpretations of these specifications MUST be submitted to Hilton for final approval prior to purchasing or implementation of any material.
- Must be of contract quality and suitable for commercial use.
- Installation must meet manufacturer's suggested guidelines and/or follow installation guidelines in accordance with Architect's specification.
- All materials & methods of construction must comply with all local fire & life safety codes for use in hotels, and Tru by Hilton Standards.
- All quantities to be verified by hotel operator prior to purchasing.



Project Name: **V2.2 Prototypical Architectural Specs**
Project #: **Tru by Hilton**

Item Number: **TA-06-A**
Item Description: **Decorative Grab Bar @ Guest Bath Shower (OPTION A)**

Issue Date: **05/14/18**

Revision(s): **05/29/20** **Δ 2**
Product Name & Vendor Information Revised

Item Quantity:

Manufacturer: BASIS OF DESIGN
Address:

Source: SEE 'NOTES' BELOW
Address:

Phone:
Fax:
Contact:
E-mail:
Web:

Phone:
Fax:
Contact:
E-mail:
Web:

Product: ***WGB5MEPS24/ MODERN Elegance Grab Bar**
Color/Finish: Stainless Steel/ Polished Finish
Size/Dimensions: 24"W x 2"H x 2.75"D

Notes: ***Refer to architectural drawings for location and mounting height.**

RECOMMENDED VENDOR:
WingIt Innovations, LLC, Contact: Billy Mac, P:
734.550.9701, email: sales@wingits.com



Required Item(s) for Designer Approval Prior to Fabrication:

Prepared By: AMC

☐ Seaming Diagram ☐ Strike-Off ☒ Finish Sample ☐ Cutting ☐ Shop Dwgs ☐ Prototype ☐ Flame Certificate

Instructions:

- All interpretations of these specifications MUST be submitted to Hilton for final approval prior to purchasing or implementation of any material.
- Must be of contract quality and suitable for commercial use.
- Installation must meet manufacturer's suggested guidelines and/or follow installation guidelines in accordance with Architect's specification.
- All materials & methods of construction must comply with all local fire & life safety codes for use in hotels, and Tru by Hilton Standards.
- All quantities to be verified by hotel operator prior to purchasing.



Project Name: **V2.2 Prototypical Architectural Specs**
Project #: **Tru by Hilton**

Item Number: **TA-06-B**
Item Description: **Decorative Grab Bar @ Guest Bath Shower (OPTION B)**

Issue Date: **05/14/18**

Revision(s): **05/29/20** **Δ 2**
Vendor Information Revised

Item Quantity:

Manufacturer: BASIS OF DESIGN
Address:

Source: SEE 'NOTES' BELOW
Address:

Phone:
Fax:
Contact:
E-mail:
Web:

Phone:
Fax:
Contact:
E-mail:
Web:

Product: 40794001/ Essentials Grab Bar
Color/Finish: 001 Chrome
Size/Dimensions: 24"W x 3.66"D

Notes:

*Refer to architectural drawings for location and mounting height.

RECOMMENDED VENDOR:
Grohe, Contact: Petra Michael, P: 732.221.7621,
email: petra.michael@lixil.com



Required Item(s) for Designer Approval Prior to Fabrication:

Prepared By: AMC

☐ Seaming Diagram ☐ Strike-Off ☒ Finish Sample ☐ Cutting ☐ Shop Dwgs ☐ Prototype ☐ Flame Certificate

Instructions:

- All interpretations of these specifications MUST be submitted to Hilton for final approval prior to purchasing or implementation of any material.
- Must be of contract quality and suitable for commercial use.
- Installation must meet manufacturer's suggested guidelines and/or follow installation guidelines in accordance with Architect's specification.
- All materials & methods of construction must comply with all local fire & life safety codes for use in hotels, and Tru by Hilton Standards.
- All quantities to be verified by hotel operator prior to purchasing.



Project Name: **V2.2 Prototypical Architectural Specs**
Project #: **Tru by Hilton**

Item Number: **TA-06-C**
Item Description: **Decorative Grab Bar @ Guest Bath Shower (OPTION C)**

Issue Date: **05/14/18**

Revision(s): **05/29/20** **Δ 2**
Vendor Information Revised

Item Quantity:

Manufacturer: BASIS OF DESIGN
Address:

Source: SEE 'NOTES' BELOW
Address:

Phone:
Fax:
Contact:
E-mail:
Web:

Phone:
Fax:
Contact:
E-mail:
Web:

Product: 854/ 24" Latitude Grab bar
Color/Finish: Chrome
Size/Dimensions: 24"W x 3"H x 2.8"D

Notes:

*Refer to architectural drawings for location and mounting height.

RECOMMENDED VENDOR:
Gatco, Inc. Contact: Joann Janchoi, P: 800.227.5640,
email: joann@gatcoinc.com



Required Item(s) for Designer Approval Prior to Fabrication:

Prepared By: AMC

☐ Seaming Diagram ☐ Strike-Off ☒ Finish Sample ☐ Cutting ☐ Shop Dwgs ☐ Prototype ☐ Flame Certificate

Instructions:

- All interpretations of these specifications MUST be submitted to Hilton for final approval prior to purchasing or implementation of any material.
- Must be of contract quality and suitable for commercial use.
- Installation must meet manufacturer's suggested guidelines and/or follow installation guidelines in accordance with Architect's specification.
- All materials & methods of construction must comply with all local fire & life safety codes for use in hotels, and Tru by Hilton Standards.
- All quantities to be verified by hotel operator prior to purchasing.



Project Name: **V2.2 Prototypical Architectural Specs**
Project #: **Tru by Hilton**

Item Number: **TA-06-D**
Item Description: **Decorative Grab Bar @ Guest Bath Shower (OPTION D)**

Issue Date: **05/14/18**

Revision(s): **05/29/20** **Δ 2**
Dimensions & Vendor Information Revised

Item Quantity:

Manufacturer: BASIS OF DESIGN
Address:

Source: SEE 'NOTES' BELOW
Address:

Phone:
Fax:
Contact:
E-mail:
Web:

Phone:
Fax:
Contact:
E-mail:
Web:

Product: Purist 24" Grab Bar / K-11893-S
Color/Finish: Polished Stainless
Size/Dimensions: ***26-7/16"W x 2-3/4"D x 2-7/16"H**

Notes:

***Refer to architectural drawings for location and mounting height.**

RECOMMENDED VENDOR:
Kohler Company, Contact: Lori Henderson, P: 303-818-9719 email: lori.henderson@kohler.com, website: www.kohler.com



Required Item(s) for Designer Approval Prior to Fabrication:

Prepared By: AMC

☐ Seaming Diagram ☐ Strike-Off ☒ Finish Sample ☐ Cutting ☐ Shop Dwgs ☐ Prototype ☐ Flame Certificate

Instructions:

- All interpretations of these specifications MUST be submitted to Hilton for final approval prior to purchasing or implementation of any material.
- Must be of contract quality and suitable for commercial use.
- Installation must meet manufacturer's suggested guidelines and/or follow installation guidelines in accordance with Architect's specification.
- All materials & methods of construction must comply with all local fire & life safety codes for use in hotels, and Tru by Hilton Standards.
- All quantities to be verified by hotel operator prior to purchasing.



Project Name: **V2.2 Prototypical Architectural Specs**
Project #: **Tru by Hilton**

Item Number: **TA-07**
Item Description: **Paper Towel Dispenser @ Public & Employee Restrooms**

Issue Date: **05/14/18**

Revision(s): **05/29/20** **Δ 2**
Product Information, Dimensions & Vendor
Information Revised

Item Quantity:

Manufacturer: BASIS OF DESIGN

Source: SEE 'NOTES' BELOW

Address:

Address:

Phone:

Phone:

Fax:

Fax:

Contact:

Contact:

E-mail:

E-mail:

Web:

Web:

Product: *enMotion Recessed Automated Touchless Towel
Dispenser/ 59466A

Color/Finish: Stainless Steel

Size/Dimensions: *13.3"W x 8"D x 16.4"H

Notes: *Refer to architectural drawings for location and
mounting height.

RECOMMENDED VENDOR:
Georgia-Pacific Professional, Contact: Perry Harding,
P: 609.937.9013, email: perry.harding@gapac.com



Required Item(s) for Designer Approval Prior to Fabrication:

Prepared By: AMC

☐ Seaming Diagram ☐ Strike-Off ☒ Finish Sample ☐ Cutting ☐ Shop Dwgs ☐ Prototype ☐ Flame Certificate

Instructions:

- All interpretations of these specifications MUST be submitted to Hilton for final approval prior to purchasing or implementation of any material.
- Must be of contract quality and suitable for commercial use.
- Installation must meet manufacturer's suggested guidelines and/or follow installation guidelines in accordance with Architect's specification.
- All materials & methods of construction must comply with all local fire & life safety codes for use in hotels, and Tru by Hilton Standards.
- All quantities to be verified by hotel operator prior to purchasing.



Project Name: **V2.2 Prototypical Architectural Specs**
Project #: **Tru by Hilton**

Item Number: **TA-08**
Item Description: **Toilet Paper Holder @ Public & Employee Restrooms**

Issue Date: **05/14/18**

Revision(s): **05/29/20** **Δ 2**
Dimensions & Vendor Information Revised

Item Quantity:

Manufacturer: BASIS OF DESIGN
Address:

Source: SEE 'NOTES' BELOW
Address:

Phone:
Fax:
Contact:
E-mail:
Web:

Phone:
Fax:
Contact:
E-mail:
Web:

Product: Recessed Multi-Roll Toilet Tissue Dispenser / B-4388
Color/Finish: Satin Stainless
Size/Dimensions: ***7-9/16"W x 12-1/2"H x 3"D**



Notes: ***Refer to architectural drawings for location and mounting height.**
RECOMMENDED VENDOR:
Bobrick Washroom Equipment, Contact: Customer Service, P: 818.373.4900, email: customerservice@bobrick.com

Required Item(s) for Designer Approval Prior to Fabrication:

Prepared By: AMC

☐ Seaming Diagram ☐ Strike-Off ☒ Finish Sample ☐ Cutting ☐ Shop Dwgs ☐ Prototype ☐ Flame Certificate

Instructions:

- All interpretations of these specifications MUST be submitted to Hilton for final approval prior to purchasing or implementation of any material.
- Must be of contract quality and suitable for commercial use.
- Installation must meet manufacturer's suggested guidelines and/or follow installation guidelines in accordance with Architect's specification.
- All materials & methods of construction must comply with all local fire & life safety codes for use in hotels, and Tru by Hilton Standards.
- All quantities to be verified by hotel operator prior to purchasing.



Project Name: **V2.2 Prototypical Architectural Specs**

Item Number: **TA-10-A**

Project #: **Tru by Hilton**

Item Description: **18" Accessible Grab Bar (OPTION A)**

Issue Date: **05/14/18**

Revision(s): **05/29/20** **Δ 2**
Vendor Information Revised

Item Quantity:

Manufacturer: BASIS OF DESIGN

Source: SEE 'NOTES' BELOW

Address:

Address:

Phone:

Phone:

Fax:

Fax:

Contact:

Contact:

E-mail:

E-mail:

Web:


Web:

Product: Grab Bar/ WGB5SS18
Color/Finish: Satin Stainless Steel
Size/Dimensions: 18"W x 1.25"DIA x 2.75"D

Notes:

*Refer to architectural drawings for location and mounting heights.

RECOMMENDED VENDOR:
WingIt Innovations, LLC, Contact: Billy Mac, P:
734.550.9701, email: sales@wingits.com



Required Item(s) for Designer Approval Prior to Fabrication:

Prepared By: AMC

☐ Seaming Diagram ☐ Strike-Off ☒ Finish Sample ☐ Cutting ☐ Shop Dwgs ☐ Prototype ☐ Flame Certificate

Instructions:

- All interpretations of these specifications MUST be submitted to Hilton for final approval prior to purchasing or implementation of any material.
- Must be of contract quality and suitable for commercial use.
- Installation must meet manufacturer's suggested guidelines and/or follow installation guidelines in accordance with Architect's specification.
- All materials & methods of construction must comply with all local fire & life safety codes for use in hotels, and Tru by Hilton Standards.
- All quantities to be verified by hotel operator prior to purchasing.



Project Name: **V2.2 Prototypical Architectural Specs**

Item Number: **TA-10-B**

Project #: **Tru by Hilton**

Item Description: **18" Accessible Grab Bar (OPTION B)**

Issue Date: **05/14/18**

Revision(s): **05/29/20** **Δ 2**
Vendor Information Revised

Item Quantity:

Manufacturer: BASIS OF DESIGN

Source: SEE 'NOTES' BELOW

Address:

Address:

Phone:

Phone:

Fax:

Fax:

Contact:

Contact:

E-mail:

E-mail:

Web:

Web:

Product: 40793001
Color/Finish: 001 Chrome
Size/Dimensions: 18"W x 3.66"D

Notes:

*Refer to architectural drawings for location and mounting heights.

RECOMMENDED VENDOR:
Grohe, Contact: Petra Michael, P: 732.221.7621,
email: petra.michael@lixil.com



Required Item(s) for Designer Approval Prior to Fabrication:

Prepared By: AMC

☐ Seaming Diagram ☐ Strike-Off ☒ Finish Sample ☐ Cutting ☐ Shop Dwgs ☐ Prototype ☐ Flame Certificate

Instructions:

- All interpretations of these specifications MUST be submitted to Hilton for final approval prior to purchasing or implementation of any material.
- Must be of contract quality and suitable for commercial use.
- Installation must meet manufacturer's suggested guidelines and/or follow installation guidelines in accordance with Architect's specification.
- All materials & methods of construction must comply with all local fire & life safety codes for use in hotels, and Tru by Hilton Standards.
- All quantities to be verified by hotel operator prior to purchasing.



Project Name: **V2.2 Prototypical Architectural Specs**

Item Number: **TA-10-C**

Project #: **Tru by Hilton**

Item Description: **18" Accessible Grab Bar (OPTION C)**

Issue Date: **05/14/18**

Revision(s): **05/29/20** **Δ 2**
Vendor Information Revised

Item Quantity:

Manufacturer: BASIS OF DESIGN

Source: SEE 'NOTES' BELOW

Address:

Address:

Phone:

Phone:

Fax:

Fax:

Contact:

Contact:

E-mail:

E-mail:

Web:

Web:

Product: Latitude Grab Bar/ 852

Color/Finish: Chrome

Size/Dimensions: 18"W x 3"H (mounting plate) x 1.25"DIA x 2.8"D

Notes:

*Refer to architectural drawings for location and mounting heights.

RECOMMENDED VENDOR:
Gatco, Inc. Contact: Joann Janchoi, P: 800.227.5640,
email: joann@gatcoinc.com



Required Item(s) for Designer Approval Prior to Fabrication:

Prepared By: AMC

☐ Seaming Diagram ☐ Strike-Off ☒ Finish Sample ☐ Cutting ☐ Shop Dwgs ☐ Prototype ☐ Flame Certificate

Instructions:

- All interpretations of these specifications MUST be submitted to Hilton for final approval prior to purchasing or implementation of any material.
- Must be of contract quality and suitable for commercial use.
- Installation must meet manufacturer's suggested guidelines and/or follow installation guidelines in accordance with Architect's specification.
- All materials & methods of construction must comply with all local fire & life safety codes for use in hotels, and Tru by Hilton Standards.
- All quantities to be verified by hotel operator prior to purchasing.



Project Name: **V2.2 Prototypical Architectural Specs**

Item Number: **TA-10-D**

Project #: **Tru by Hilton**

Item Description: **18" Accessible Grab Bar (OPTION D)**

Issue Date: **05/14/18**

Revision(s): **05/29/20 Δ 2**

Dimensions & Vendor Information Revised

Item Quantity:

Manufacturer: BASIS OF DESIGN

Source: SEE 'NOTES' BELOW

Address:

Address:

Phone:

Phone:

Fax:

Fax:

Contact:

Contact:

E-mail:

E-mail:

Web:

Web:

Product: Grab Bar / B-5806 x 18

Color/Finish: Satin Stainless

Size/Dimensions: *18"W (from center of flange) x 1/14"Dia

Notes:

*Refer to architectural drawings for location and mounting heights.

RECOMMENDED VENDOR:
Bobrick Washroom Equipment, Contact: Customer Service, P: 818.373.4900, email: customerservice@bobrick.com



Required Item(s) for Designer Approval Prior to Fabrication:

Prepared By: AMC

☐ Seaming Diagram ☐ Strike-Off ☒ Finish Sample ☐ Cutting ☐ Shop Dwgs ☐ Prototype ☐ Flame Certificate

Instructions:

- All interpretations of these specifications MUST be submitted to Hilton for final approval prior to purchasing or implementation of any material.
- Must be of contract quality and suitable for commercial use.
- Installation must meet manufacturer's suggested guidelines and/or follow installation guidelines in accordance with Architect's specification.
- All materials & methods of construction must comply with all local fire & life safety codes for use in hotels, and Tru by Hilton Standards.
- All quantities to be verified by hotel operator prior to purchasing.



Project Name: **V2.2 Prototypical Architectural Specs**

Item Number: **TA-11-A**

Project #: **Tru by Hilton**

Item Description: **36" Accessible Grab Bar (OPTION A)**

Issue Date: **05/14/18**

Revision(s): **05/29/20** **Δ 2**
Vendor Information Revised

Item Quantity:

Manufacturer: BASIS OF DESIGN

Source: SEE 'NOTES' BELOW

Address:

Address:

Phone:

Phone:

Fax:

Fax:

Contact:

Contact:

E-mail:

E-mail:

Web:


Web:

Product: Grab Bar/ WGB5SS36
Color/Finish: Satin Stainless Steel
Size/Dimensions: 36"W x 1.25"DIA x 2.75"D

Notes:

*Refer to architectural drawings for location and mounting heights.

RECOMMENDED VENDOR:
WingIt Innovations, LLC, Contact: Billy Mac, P:
734.550.9701, email: sales@wingits.com



Required Item(s) for Designer Approval Prior to Fabrication:

Prepared By: AMC

☐ Seaming Diagram ☐ Strike-Off ☒ Finish Sample ☐ Cutting ☐ Shop Dwgs ☐ Prototype ☐ Flame Certificate

Instructions:

- All interpretations of these specifications MUST be submitted to Hilton for final approval prior to purchasing or implementation of any material.
- Must be of contract quality and suitable for commercial use.
- Installation must meet manufacturer's suggested guidelines and/or follow installation guidelines in accordance with Architect's specification.
- All materials & methods of construction must comply with all local fire & life safety codes for use in hotels, and Tru by Hilton Standards.
- All quantities to be verified by hotel operator prior to purchasing.



Project Name: **V2.2 Prototypical Architectural Specs**

Item Number: **TA-11-C**

Project #: **Tru by Hilton**

Item Description: **36" Accessible Grab Bar (OPTION C)**

Issue Date: **05/14/18**

Revision(s): **05/29/20** **Δ 2**
Vendor Information Revised

Item Quantity:

Manufacturer: BASIS OF DESIGN

Source: SEE 'NOTES' BELOW

Address:

Address:

Phone:

Phone:

Fax:

Fax:

Contact:

Contact:

E-mail:

E-mail:

Web:

Web:

Product: Latitude Grab Bar/ 856

Color/Finish: Chrome

Size/Dimensions: 36"W x 3"H (mounting plate) x 1.25"DIA x 2.8"D

Notes:

*Refer to architectural drawings for location and mounting heights.

RECOMMENDED VENDOR:

Gatco, Inc. Contact: Joann Janchoi, P: 800.227.5640,
email: joann@gatcoinc.com



Required Item(s) for Designer Approval Prior to Fabrication:

Prepared By: AMC

☐ Seaming Diagram ☐ Strike-Off ☒ Finish Sample ☐ Cutting ☐ Shop Dwgs ☐ Prototype ☐ Flame Certificate

Instructions:

- All interpretations of these specifications MUST be submitted to Hilton for final approval prior to purchasing or implementation of any material.
- Must be of contract quality and suitable for commercial use.
- Installation must meet manufacturer's suggested guidelines and/or follow installation guidelines in accordance with Architect's specification.
- All materials & methods of construction must comply with all local fire & life safety codes for use in hotels, and Tru by Hilton Standards.
- All quantities to be verified by hotel operator prior to purchasing.



Project Name: **V2.2 Prototypical Architectural Specs**

Item Number: **TA-11-D**

Project #: **Tru by Hilton**

Item Description: **36" Accessible Grab Bar (OPTION D)**

Issue Date: **05/14/18**

Revision(s): **05/29/20** **Δ 2**
Vendor Information Revised

Item Quantity:

Manufacturer: BASIS OF DESIGN

Source: SEE 'NOTES' BELOW

Address:

Address:

Phone:

Phone:

Fax:

Fax:

Contact:

Contact:

E-mail:

E-mail:

Web:

Web:

Product: Grab Bar / B-5806 x 36

Color/Finish: Satin Stainless

Size/Dimensions: 36"W x 1-1/4"DIA

Notes:

*Refer to architectural drawings for location and mounting heights.

RECOMMENDED VENDOR:
Bobrick Washroom Equipment, Contact: Customer Service, P: 818.373.4900, email: customerservice@bobrick.com



Required Item(s) for Designer Approval Prior to Fabrication:

Prepared By: AMC

☐ Seaming Diagram ☐ Strike-Off ☒ Finish Sample ☐ Cutting ☐ Shop Dwgs ☐ Prototype ☐ Flame Certificate

Instructions:

- All interpretations of these specifications MUST be submitted to Hilton for final approval prior to purchasing or implementation of any material.
- Must be of contract quality and suitable for commercial use.
- Installation must meet manufacturer's suggested guidelines and/or follow installation guidelines in accordance with Architect's specification.
- All materials & methods of construction must comply with all local fire & life safety codes for use in hotels, and Tru by Hilton Standards.
- All quantities to be verified by hotel operator prior to purchasing.



Project Name: **V2.2 Prototypical Architectural Specs**

Item Number: **TA-12-A**

Project #: **Tru by Hilton**

Item Description: **42" Accessible Grab Bar (OPTION A)**

Issue Date: **05/14/18**

Revision(s): **05/29/20** **Δ 2**
Vendor Information Revised

Item Quantity:

Manufacturer: BASIS OF DESIGN

Source: SEE 'NOTES' BELOW

Address:

Address:

Phone:

Phone:

Fax:

Fax:

Contact:

Contact:

E-mail:

E-mail:

Web:


Web:

Product: Grab Bar/ WGB5SS42
Color/Finish: Satin Stainless Steel
Size/Dimensions: 42"W x 1.25"DIA x 2.75"D

Notes:

*Refer to architectural drawings for location and mounting heights.

RECOMMENDED VENDOR:
WingIt Innovations, LLC, Contact: Billy Mac, P:
734.550.9701, email: sales@wingits.com



Required Item(s) for Designer Approval Prior to Fabrication:

Prepared By: AMC

☐ Seaming Diagram ☐ Strike-Off ☒ Finish Sample ☐ Cutting ☐ Shop Dwgs ☐ Prototype ☐ Flame Certificate

Instructions:

- All interpretations of these specifications MUST be submitted to Hilton for final approval prior to purchasing or implementation of any material.
- Must be of contract quality and suitable for commercial use.
- Installation must meet manufacturer's suggested guidelines and/or follow installation guidelines in accordance with Architect's specification.
- All materials & methods of construction must comply with all local fire & life safety codes for use in hotels, and Tru by Hilton Standards.
- All quantities to be verified by hotel operator prior to purchasing.



Project Name: **V2.2 Prototypical Architectural Specs**

Item Number: **TA-12-C**

Project #: **Tru by Hilton**

Item Description: **42" Accessible Grab Bar (OPTION C)**

Issue Date: **05/14/18**

Revision(s): **05/29/20** **Δ 2**
Vendor Information Revised

Item Quantity:

Manufacturer: BASIS OF DESIGN

Source: SEE 'NOTES' BELOW

Address:

Address:

Phone:

Phone:

Fax:

Fax:

Contact:

Contact:

E-mail:

E-mail:

Web:

Web:

Product: Latitude Grab Bar/ 858

Color/Finish: Chrome

Size/Dimensions: 42"W x 3"H (mounting plate) x 1.25"DIA x 2.8"D

Notes:

*Refer to architectural drawings for location and mounting heights.

RECOMMENDED VENDOR:

Gatco, Inc. Contact: Joann Janchoi, P: 800.227.5640,
email: joann@gatcoinc.com



Required Item(s) for Designer Approval Prior to Fabrication:

Prepared By: AMC

☐ Seaming Diagram ☐ Strike-Off ☒ Finish Sample ☐ Cutting ☐ Shop Dwgs ☐ Prototype ☐ Flame Certificate

Instructions:

- All interpretations of these specifications MUST be submitted to Hilton for final approval prior to purchasing or implementation of any material.
- Must be of contract quality and suitable for commercial use.
- Installation must meet manufacturer's suggested guidelines and/or follow installation guidelines in accordance with Architect's specification.
- All materials & methods of construction must comply with all local fire & life safety codes for use in hotels, and Tru by Hilton Standards.
- All quantities to be verified by hotel operator prior to purchasing.



Project Name: **V2.2 Prototypical Architectural Specs**

Item Number: **TA-12-D**

Project #: **Tru by Hilton**

Item Description: **42" Accessible Grab Bar (OPTION D)**

Issue Date: **05/14/18**

Revision(s): **05/29/20** **Δ 2**
Vendor Information Revised

Item Quantity:

Manufacturer: BASIS OF DESIGN

Source: SEE 'NOTES' BELOW

Address:

Address:

Phone:

Phone:

Fax:

Fax:

Contact:

Contact:

E-mail:

E-mail:

Web:

Web:

Product: Grab Bar / B-5806 x 42

Color/Finish: Satin Stainless

Size/Dimensions: 42"W x 1-1/4"DIA

Notes:

*Refer to architectural drawings for location and mounting heights.

RECOMMENDED VENDOR:
Bobrick Washroom Equipment, Contact: Customer Service, P: 818.373.4900, email: customerservice@bobrick.com



Required Item(s) for Designer Approval Prior to Fabrication:

Prepared By: AMC

☐ Seaming Diagram ☐ Strike-Off ☒ Finish Sample ☐ Cutting ☐ Shop Dwgs ☐ Prototype ☐ Flame Certificate

Instructions:

- All interpretations of these specifications MUST be submitted to Hilton for final approval prior to purchasing or implementation of any material.
- Must be of contract quality and suitable for commercial use.
- Installation must meet manufacturer's suggested guidelines and/or follow installation guidelines in accordance with Architect's specification.
- All materials & methods of construction must comply with all local fire & life safety codes for use in hotels, and Tru by Hilton Standards.
- All quantities to be verified by hotel operator prior to purchasing.



Project Name: **V2.2 Prototypical Architectural Specs**
Project #: **Tru by Hilton**

Item Number: **TA-13-A**
Item Description: **24" Accessible Grab Bar @ Guest Shower (OPTION A)**

Issue Date: **05/14/18**

Revision(s): **05/29/20** **Δ 2**
Finish & Vendor Information Revised

Item Quantity:

Manufacturer: BASIS OF DESIGN
Address:

Source: SEE 'NOTES' BELOW
Address:

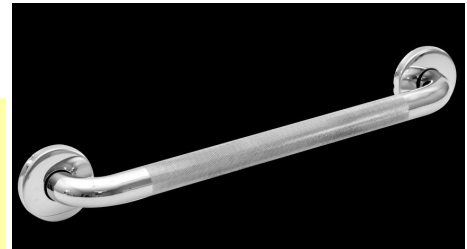
Phone:
Fax:
Contact:
E-mail:
Web:

Phone:
Fax:
Contact:
E-mail:
Web:

Product: Grab Bar/ WGB5SSKN24
Color/Finish: ***Satin Stainless Steel / Diamond Knurled**
Size/Dimensions: 24"W x 1.25"DIA x 2.75"D

Notes: ***Refer to architectural drawings for location and mounting heights.**

RECOMMENDED VENDOR:
WingIt Innovations, LLC, Contact: Billy Mac, P:
734.550.9701, email: sales@wingits.com



Required Item(s) for Designer Approval Prior to Fabrication:

Prepared By: AMC

☐ Seaming Diagram ☐ Strike-Off ☒ Finish Sample ☐ Cutting ☐ Shop Dwgs ☐ Prototype ☐ Flame Certificate

Instructions:

- All interpretations of these specifications MUST be submitted to Hilton for final approval prior to purchasing or implementation of any material.
- Must be of contract quality and suitable for commercial use.
- Installation must meet manufacturer's suggested guidelines and/or follow installation guidelines in accordance with Architect's specification.
- All materials & methods of construction must comply with all local fire & life safety codes for use in hotels, and Tru by Hilton Standards.
- All quantities to be verified by hotel operator prior to purchasing.



Project Name: **V2.2 Prototypical Architectural Specs**
Project #: **Tru by Hilton**

Item Number: **TA-13-B**
Item Description: **24" Accessible Grab Bar @ Guest Shower (OPTION B)**

Issue Date: **05/14/18**

Revision(s): **05/29/20** **Δ 2**
Vendor Information Revised

Item Quantity:

Manufacturer: BASIS OF DESIGN
Address:

Source: SEE 'NOTES' BELOW
Address:

Phone:
Fax:
Contact:
E-mail:
Web:

Phone:
Fax:
Contact:
E-mail:
Web:

Product: R8724P
Color/Finish: Stainless Steel / Preened
Size/Dimensions: 24"W x 1.25" DIA x 3"D



Notes:

*Refer to architectural drawings for location and mounting heights.

RECOMMENDED VENDOR:
Moen Inc., Contact: Stephanie Weston, P:
302.803.0093, email: stephanie.weston@fbgpg.com

Required Item(s) for Designer Approval Prior to Fabrication:

Prepared By: AMC

☐ Seaming Diagram ☐ Strike-Off ☒ Finish Sample ☐ Cutting ☐ Shop Dwgs ☐ Prototype ☐ Flame Certificate

Instructions:

- All interpretations of these specifications MUST be submitted to Hilton for final approval prior to purchasing or implementation of any material.
- Must be of contract quality and suitable for commercial use.
- Installation must meet manufacturer's suggested guidelines and/or follow installation guidelines in accordance with Architect's specification.
- All materials & methods of construction must comply with all local fire & life safety codes for use in hotels, and Tru by Hilton Standards.
- All quantities to be verified by hotel operator prior to purchasing.



Project Name: **V2.2 Prototypical Architectural Specs**
Project #: **Tru by Hilton**

Item Number: **TA-13-C**
Item Description: **24" Accessible Grab Bar @ Guest Shower (OPTION C)**

Issue Date: **05/14/18**

Revision(s): **05/29/20** **Δ 2**
Vendor Information Revised

Item Quantity:

Manufacturer: BASIS OF DESIGN
Address:

Source: SEE 'NOTES' BELOW
Address:

Phone:
Fax:
Contact:
E-mail:
Web:

Phone:
Fax:
Contact:
E-mail:
Web:

Product: Grab Bar / B-5806.99 x 24
Color/Finish: Satin Stainless / Preened
Size/Dimensions: 24"W x 1-1/4"DIA

Notes:

*Refer to architectural drawings for location and mounting heights.

RECOMMENDED VENDOR:
Bobrick Washroom Equipment, Contact: Customer Service, P: 818.373.4900, email: customerservice@bobrick.com



Required Item(s) for Designer Approval Prior to Fabrication:

Prepared By: AMC

☐ Seaming Diagram ☐ Strike-Off ☒ Finish Sample ☐ Cutting ☐ Shop Dwgs ☐ Prototype ☐ Flame Certificate

Instructions:

- All interpretations of these specifications MUST be submitted to Hilton for final approval prior to purchasing or implementation of any material.
- Must be of contract quality and suitable for commercial use.
- Installation must meet manufacturer's suggested guidelines and/or follow installation guidelines in accordance with Architect's specification.
- All materials & methods of construction must comply with all local fire & life safety codes for use in hotels, and Tru by Hilton Standards.
- All quantities to be verified by hotel operator prior to purchasing.



Project Name: **V2.2 Prototypical Architectural Specs**
Project #: **Tru by Hilton**

Item Number: **TA-14-A**
Item Description: **30" Accessible Grab Bar @ Guest Shower (OPTION A)**

Issue Date: **05/14/18**

Revision(s): **05/29/20** **Δ 2**
Finish & Vendor Information Revised

Item Quantity:

Manufacturer: BASIS OF DESIGN
Address:

Source: SEE 'NOTES' BELOW
Address:

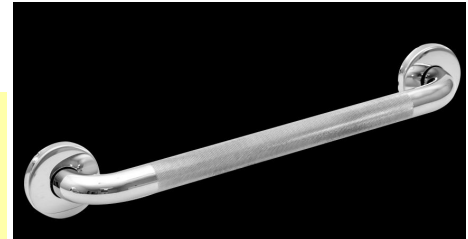
Phone:
Fax:
Contact:
E-mail:
Web:

Phone:
Fax:
Contact:
E-mail:
Web:

Product: WGB5SSKN30
Color/Finish: ***Satin Stainless Steel / Diamond Knurled**
Size/Dimensions: 30"W x 1.25"DIA x 2.75"D

Notes: ***Refer to architectural drawings for location and mounting heights.**

RECOMMENDED VENDOR:
WingIt Innovations, LLC, Contact: Billy Mac, P:
734.550.9701, email: sales@wingits.com



Required Item(s) for Designer Approval Prior to Fabrication:

Prepared By: AMC

☐ Seaming Diagram ☐ Strike-Off ☒ Finish Sample ☐ Cutting ☐ Shop Dwgs ☐ Prototype ☐ Flame Certificate

Instructions:

- All interpretations of these specifications MUST be submitted to Hilton for final approval prior to purchasing or implementation of any material.
- Must be of contract quality and suitable for commercial use.
- Installation must meet manufacturer's suggested guidelines and/or follow installation guidelines in accordance with Architect's specification.
- All materials & methods of construction must comply with all local fire & life safety codes for use in hotels, and Tru by Hilton Standards.
- All quantities to be verified by hotel operator prior to purchasing.



Project Name: **V2.2 Prototypical Architectural Specs**
Project #: **Tru by Hilton**

Item Number: **TA-14-B**
Item Description: **30" Accessible Grab Bar @ Guest Shower (OPTION B)**

Issue Date: **05/14/18**

Revision(s): **05/29/20** **Δ 2**
Vendor Information Revised

Item Quantity:

Manufacturer: BASIS OF DESIGN
Address:

Source: SEE 'NOTES' BELOW
Address:

Phone:
Fax:
Contact:
E-mail:
Web:

Phone:
Fax:
Contact:
E-mail:
Web:

Product: R8730P
Color/Finish: Stainless Steel/ Preened
Size/Dimensions: 30"W x 1.25" DIA x 3"D



Notes:

*Refer to architectural drawings for location and mounting heights.

RECOMMENDED VENDOR:
Moen Inc., Contact: Stephanie Weston, P:
302.803.0093, email: stephanie.weston@fbgpg.com

Required Item(s) for Designer Approval Prior to Fabrication:

Prepared By: AMC

☐ Seaming Diagram ☐ Strike-Off ☒ Finish Sample ☐ Cutting ☐ Shop Dwgs ☐ Prototype ☐ Flame Certificate

Instructions:

- Quantities to be verified by installer.
- Material must be contract quality and suitable for commercial use.
- Grout to include clear matte sealer.
- All interpretations of these specifications MUST be submitted to Hilton for final approval prior to purchasing or implementation of any material.
- All materials and methods of construction must comply with all local fire and life safety codes for use in hotels and other public spaces, and Tru by Hilton Standards.



Project Name: **V2.2 Prototypical Architectural Specs**
Project #: **Tru by Hilton**

Item Number: **TA-14-C**
Item Description: **30" Accessible Grab Bar @ Guest Shower (OPTION C)**

Issue Date: **05/14/18**

Revision(s): **05/29/20** **Δ 2**
Vendor Information Revised

Item Quantity:

Manufacturer: BASIS OF DESIGN
Address:

Source: SEE 'NOTES' BELOW
Address:

Phone:
Fax:
Contact:
E-mail:
Web:

Phone:
Fax:
Contact:
E-mail:
Web:

Product: Grab Bar / B-5806.99 x 30
Color/Finish: Satin Stainless / Preened
Size/Dimensions: 30"W x 1-1/4"DIA

Notes:

*Refer to architectural drawings for location and mounting heights.

RECOMMENDED VENDOR:
Bobrick Washroom Equipment, Contact: Customer Service, P: 818.373.4900, email: customerservice@bobrick.com



Required Item(s) for Designer Approval Prior to Fabrication:

Prepared By: AMC

☐ Seaming Diagram ☐ Strike-Off ☒ Finish Sample ☐ Cutting ☐ Shop Dwgs ☐ Prototype ☐ Flame Certificate

Instructions:

- All interpretations of these specifications MUST be submitted to Hilton for final approval prior to purchasing or implementation of any material.
- Must be of contract quality and suitable for commercial use.
- Installation must meet manufacturer's suggested guidelines and/or follow installation guidelines in accordance with Architect's specification.
- All materials & methods of construction must comply with all local fire & life safety codes for use in hotels, and Tru by Hilton Standards.
- All quantities to be verified by hotel operator prior to purchasing.



Project Name: **V2.2 Prototypical Architectural Specs**
Project #: **Tru by Hilton**

Item Number: **TA-15-A**
Item Description: **36" Accessible Grab Bar @ Guest Shower (OPTION A)**

Issue Date: **05/14/18**

Revision(s): **05/29/20** **Δ 2**
Finish & Vendor Information Revised

Item Quantity:

Manufacturer: **BASIS OF DESIGN**
Address:

Source: **SEE 'NOTES' BELOW**
Address:

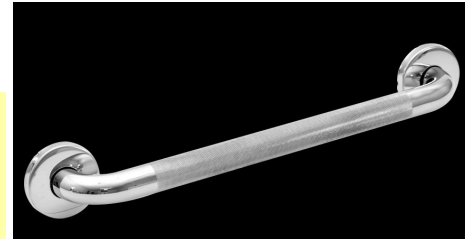
Phone:
Fax:
Contact:
E-mail:
Web:

Phone:
Fax:
Contact:
E-mail:
Web:

Product: **WGB5SSKN36**
Color/Finish: ***Satin Stainless Steel / Diamond Knurled**
Size/Dimensions: **36"W x 1.25"DIA x 2.75"D**

Notes: ***Refer to architectural drawings for location and mounting heights.**

RECOMMENDED VENDOR:
WingIt Innovations, LLC, Contact: Billy Mac, P:
734.550.9701, email: sales@wingits.com



Required Item(s) for Designer Approval Prior to Fabrication:

Prepared By: **AMC**

☐ Seaming Diagram ☐ Strike-Off ☒ Finish Sample ☐ Cutting ☐ Shop Dwgs ☐ Prototype ☐ Flame Certificate

Instructions:

- All interpretations of these specifications **MUST** be submitted to Hilton for final approval prior to purchasing or implementation of any material.
- Must be of contract quality and suitable for commercial use.
- Installation must meet manufacturer's suggested guidelines and/or follow installation guidelines in accordance with Architect's specification.
- All materials & methods of construction must comply with all local fire & life safety codes for use in hotels, and Tru by Hilton Standards.
- All quantities to be verified by hotel operator prior to purchasing.



Project Name: **V2.2 Prototypical Architectural Specs**
Project #: **Tru by Hilton**

Item Number: **TA-15-B**
Item Description: **36" Accessible Grab Bar @ Guest Shower (OPTION B)**

Issue Date: **05/14/18**
Revision(s): **05/29/20** **Δ 2**
Vendor Information Revised

Item Quantity:

Manufacturer: BASIS OF DESIGN
Address:

Source: SEE 'NOTES' BELOW
Address:

Phone:
Fax:
Contact:
E-mail:
Web:

Phone:
Fax:
Contact:
E-mail:
Web:

Product: R8736P
Color/Finish: Stainless Steel / Preened
Size/Dimensions: 36"W x 1.25" DIA x 3"D



Notes:

*Refer to architectural drawings for location and mounting heights.

RECOMMENDED VENDOR:
Moen Inc., Contact: Stephanie Weston, P:
302.803.0093, email: stephanie.weston@fbgpg.com

Required Item(s) for Designer Approval Prior to Fabrication:

Prepared By: AMC

☐ Seaming Diagram ☐ Strike-Off ☒ Finish Sample ☐ Cutting ☐ Shop Dwgs ☐ Prototype ☐ Flame Certificate

Instructions:

- All interpretations of these specifications MUST be submitted to Hilton for final approval prior to purchasing or implementation of any material.
- Must be of contract quality and suitable for commercial use.
- Installation must meet manufacturer's suggested guidelines and/or follow installation guidelines in accordance with Architect's specification.
- All materials & methods of construction must comply with all local fire & life safety codes for use in hotels, and Tru by Hilton Standards.
- All quantities to be verified by hotel operator prior to purchasing.



Project Name: **V2.2 Prototypical Architectural Specs**
Project #: **Tru by Hilton**

Item Number: **TA-15-C**
Item Description: **36" Accessible Grab Bar @ Guest Shower (OPTION C)**

Issue Date: **05/14/18**

Revision(s): **05/29/20** **Δ 2**
Vendor Information Revised

Item Quantity:

Manufacturer: BASIS OF DESIGN
Address:

Source: SEE 'NOTES' BELOW
Address:

Phone:
Fax:
Contact:
E-mail:
Web:

Phone:
Fax:
Contact:
E-mail:
Web:

Product: Grab Bar / B-5806.99 x 36
Color/Finish: Satin Stainless / Preened
Size/Dimensions: 36"W x 1-1/4"DIA

Notes:

*Refer to architectural drawings for location and mounting heights.

RECOMMENDED VENDOR:
Bobrick Washroom Equipment, Contact: Customer Service, P: 818.373.4900, email: customerservice@bobrick.com



Required Item(s) for Designer Approval Prior to Fabrication:

Prepared By: AMC

☐ Seaming Diagram ☐ Strike-Off ☒ Finish Sample ☐ Cutting ☐ Shop Dwgs ☐ Prototype ☐ Flame Certificate

Instructions:

- All interpretations of these specifications MUST be submitted to Hilton for final approval prior to purchasing or implementation of any material.
- Must be of contract quality and suitable for commercial use.
- Installation must meet manufacturer's suggested guidelines and/or follow installation guidelines in accordance with Architect's specification.
- All materials & methods of construction must comply with all local fire & life safety codes for use in hotels, and Tru by Hilton Standards.
- All quantities to be verified by hotel operator prior to purchasing.



Project Name: **V2.2 Prototypical Architectural Specs**
Project #: **Tru by Hilton**

Item Number: **TA-17-A**
Item Description: **Straight Shower Rod @ Accessible Roll-in Showers (OPTION A)**

Issue Date: **05/14/18**

Revision(s): **05/29/20** **Δ 2**
Product Name & Vendor Information Revised

Item Quantity:

Manufacturer: BASIS OF DESIGN

Source: SEE 'NOTES' BELOW

Address:

Address:

Phone:

Phone:

Fax:

Fax:

Contact:

Contact:

E-mail:

E-mail:

Web:

Web:

Product: ***OVAL Straight Shower Rod/ WOCSNT5SP**

Color/Finish: Satin Stainless Steel Finish

Size/Dimensions: 58-61" x 1"DIA x 2-3/8"H

Notes: ***Refer to architectural drawings for location and mounting heights.**

RECOMMENDED VENDOR:
WingIt Innovations, LLC, Contact: Billy Mac, P:
734.550.9701, email: sales@wingits.com



Required Item(s) for Designer Approval Prior to Fabrication:

Prepared By: AMC

☐ Seaming Diagram ☐ Strike-Off ☒ Finish Sample ☐ Cutting ☐ Shop Dwgs ☐ Prototype ☐ Flame Certificate

Instructions:

- All interpretations of these specifications MUST be submitted to Hilton for final approval prior to purchasing or implementation of any material.
- Must be of contract quality and suitable for commercial use.
- Installation must meet manufacturer's suggested guidelines and/or follow installation guidelines in accordance with Architect's specification.
- All materials & methods of construction must comply with all local fire & life safety codes for use in hotels, and Tru by Hilton Standards.
- All quantities to be verified by hotel operator prior to purchasing.



Project Name: **V2.2 Prototypical Architectural Specs**
Project #: **Tru by Hilton**

Item Number: **TA-17-B**
Item Description: **Straight Shower Rod @ Accessible Roll-in Showers (OPTION B)**

Issue Date: **05/14/18**

Revision(s): **05/29/20** **Δ 2**
Vendor Information Revised

Item Quantity:

Manufacturer: BASIS OF DESIGN
Address:

Source: SEE 'NOTES' BELOW
Address:

Phone:
Fax:
Contact:
E-mail:
Web:

Phone:
Fax:
Contact:
E-mail:
Web:

Product: Donner Commerical Shower Rod/ 52-5
Color/Finish: Chrome
Size/Dimensions: 62"-62.5"W x 1.75" DIA x 1.75"D

Notes:

*Refer to architectural drawings for location and mounting heights.

RECOMMENDED VENDOR:
Moen Inc., Contact: Stephanie Weston, P:
302.803.0093, email: stephanie.weston@fbgpg.com



Required Item(s) for Designer Approval Prior to Fabrication:

Prepared By: AMC

☐ Seaming Diagram ☐ Strike-Off ☒ Finish Sample ☐ Cutting ☐ Shop Dwgs ☐ Prototype ☐ Flame Certificate

Instructions:

- All interpretations of these specifications MUST be submitted to Hilton for final approval prior to purchasing or implementation of any material.
- Must be of contract quality and suitable for commercial use.
- Installation must meet manufacturer's suggested guidelines and/or follow installation guidelines in accordance with Architect's specification.
- All materials & methods of construction must comply with all local fire & life safety codes for use in hotels, and Tru by Hilton Standards.
- All quantities to be verified by hotel operator prior to purchasing.



Project Name: **V2.2 Prototypical Architectural Specs**
Project #: **Tru by Hilton**

Item Number: **TA-17-C**
Item Description: **Straight Shower Rod @ Accessible Roll-in Showers (OPTION C)**

Issue Date: **05/14/18**

Revision(s): **05/29/20** **Δ 2**
Vendor Information Revised

Item Quantity:

Manufacturer: BASIS OF DESIGN
Address:

Source: SEE 'NOTES' BELOW
Address:

Phone:
Fax:
Contact:
E-mail:
Web:

Phone:
Fax:
Contact:
E-mail:
Web:

Product: Shower Curtain Rod / B-207 x 60
Color/Finish: Stainless Steel / Satin Finish
Size/Dimensions: 60"W x 1"DIA

Notes:

*Refer to architectural drawings for location and mounting heights.

RECOMMENDED VENDOR:
Bobrick Washroom Equipment, Contact: Customer Service, P: 818.373.4900, email: customerservice@bobrick.com



Required Item(s) for Designer Approval Prior to Fabrication:

Prepared By: AMC

☐ Seaming Diagram ☐ Strike-Off ☒ Finish Sample ☐ Cutting ☐ Shop Dwgs ☐ Prototype ☐ Flame Certificate

Instructions:

- All interpretations of these specifications MUST be submitted to Hilton for final approval prior to purchasing or implementation of any material.
- Must be of contract quality and suitable for commercial use.
- Installation must meet manufacturer's suggested guidelines and/or follow installation guidelines in accordance with Architect's specification.
- All materials & methods of construction must comply with all local fire & life safety codes for use in hotels, and Tru by Hilton Standards.
- All quantities to be verified by hotel operator prior to purchasing.



Project Name: **V2.2 Prototypical Architectural Specs**
Project #: **Tru by Hilton**

Item Number: **TA-18-A**
Item Description: **Curved Shower Rod @ Accessible Tub (OPTION A)**

Issue Date: **05/14/18**

Revision(s): **05/29/20** **Δ 2**
Product Name & Vendor Information Revised

Item Quantity:

Manufacturer: BASIS OF DESIGN
Address:

Source: SEE 'NOTES' BELOW
Address:

Phone:
Fax:
Contact:
E-mail:
Web:

Phone:
Fax:
Contact:
E-mail:
Web:

Product: ***CONTOUR OVAL Curved Shower Curtain Rod / W0C0N5**

Color/Finish: Stainless Steel / Satin Finish
Size/Dimensions: 58.5" to 60"W x 1"H x 6"Projection

Notes: ***Refer to architectural drawings for locations and mounting heights.**

RECOMMENDED VENDOR:
WingIt Innovations, LLC, Contact: Billy Mac, P: 734.550.9701, email: sales@wingits.com



Required Item(s) for Designer Approval Prior to Fabrication:

Prepared By: AMC

☐ Seaming Diagram ☐ Strike-Off ☒ Finish Sample ☐ Cutting ☐ Shop Dwgs ☐ Prototype ☐ Flame Certificate

Instructions:

- All interpretations of these specifications MUST be submitted to Hilton for final approval prior to purchasing or implementation of any material.
- Must be of contract quality and suitable for commercial use.
- Installation must meet manufacturer's suggested guidelines and/or follow installation guidelines in accordance with Architect's specification.
- All materials & methods of construction must comply with all local fire & life safety codes for use in hotels, and Tru by Hilton Standards.
- All quantities to be verified by hotel operator prior to purchasing.



Project Name: **V2.2 Prototypical Architectural Specs**
Project #: **Tru by Hilton**

Item Number: **TA-18-B**
Item Description: **Curved Shower Rod @ Accessible Tub (OPTION B)**

Issue Date: **05/14/18**

Revision(s): **05/29/20** **Δ 2**
Vendor Information Revised

Item Quantity:

Manufacturer: BASIS OF DESIGN
Address:

Source: SEE 'NOTES' BELOW
Address:

Phone:
Fax:
Contact:
E-mail:
Web:

Phone:
Fax:
Contact:
E-mail:
Web:

Product: Curved Shower Rod/ CSR2165CH
Color/Finish: Chrome
Size/Dimensions: 59"W x 2.36"H x 1"DIA x 5.8"Projection



Notes:

*Refer to architectural drawings for location and mounting heights.

RECOMMENDED VENDOR:
Moen Inc., Contact: Stephanie Weston, P:
302.803.0093, email: stephanie.weston@fbgpg.com

Required Item(s) for Designer Approval Prior to Fabrication:

Prepared By: AMC

☐ Seaming Diagram ☐ Strike-Off ☒ Finish Sample ☐ Cutting ☐ Shop Dwgs ☐ Prototype ☐ Flame Certificate

Instructions:

- All interpretations of these specifications MUST be submitted to Hilton for final approval prior to purchasing or implementation of any material.
- Must be of contract quality and suitable for commercial use.
- Installation must meet manufacturer's suggested guidelines and/or follow installation guidelines in accordance with Architect's specification.
- All materials & methods of construction must comply with all local fire & life safety codes for use in hotels, and Tru by Hilton Standards.
- All quantities to be verified by hotel operator prior to purchasing.



Project Name: **V2.2 Prototypical Architectural Specs**
Project #: **Tru by Hilton**

Item Number: **TA-19-A**
Item Description: **Folding Shower Seat @ Accessible Roll-in Showers (OPTION A)**

Issue Date: **05/14/18**

Revision(s): **05/29/20** **Δ 2**
Dimensions & Vendor Information Revised

Item Quantity:

Manufacturer: BASIS OF DESIGN
Address:

Source: SEE 'NOTES' BELOW
Address:

Phone:
Fax:
Contact:
E-mail:
Web:

Phone:
Fax:
Contact:
E-mail:
Web:

Product: WSLX320225PWREV
Color/Finish: Stainless Steel / Satin Finish / Seat: White Phenolic
Size/Dimensions: *32"W x 22-1/2" D x 17"-19" (when folded down)
Reversible Top

Notes: *Refer to architectural drawings for location and mounting heights.

RECOMMENDED VENDOR:
WingIt Innovations, LLC, Contact: Billy Mac, P:
734.550.9701, email: sales@wingits.com



Required Item(s) for Designer Approval Prior to Fabrication:

Prepared By: AMC

☐ Seaming Diagram ☐ Strike-Off ☒ Finish Sample ☐ Cutting ☐ Shop Dwgs ☐ Prototype ☐ Flame Certificate

Instructions:

- All interpretations of these specifications MUST be submitted to Hilton for final approval prior to purchasing or implementation of any material.
- Must be of contract quality and suitable for commercial use.
- Installation must meet manufacturer's suggested guidelines and/or follow installation guidelines in accordance with Architect's specification.
- All materials & methods of construction must comply with all local fire & life safety codes for use in hotels, and Tru by Hilton Standards.
- All quantities to be verified by hotel operator prior to purchasing.



Project Name: **V2.2 Prototypical Architectural Specs**
Project #: **Tru by Hilton**

Item Number: **TA-19-B**
Item Description: **Folding Shower Seat @ Accessible Roll-in Showers (OPTION B)**

Issue Date: **05/14/18**

Revision(s): **05/29/20** **Δ 2**
Dimensions & Vendor Information Revised

Item Quantity:

Manufacturer: BASIS OF DESIGN
Address:

Source: SEE 'NOTES' BELOW
Address:

Phone:
Fax:
Contact:
E-mail:
Web:

Phone:
Fax:
Contact:
E-mail:
Web:

Product: Reversible Folding Shower Seat / B-5181
Color/Finish: Stainless Steel / Satin Finish / Seat: Ivory Phenolic
Size/Dimensions: ***33"W x 20-15/16"D x 14-7/16" H**

Notes:

***Refer to architectural drawings for location and mounting heights.**

RECOMMENDED VENDOR:
Bobrick Washroom Equipment, Contact: Customer Service, P: 818.373.4900, email: customerservice@bobrick.com



Required Item(s) for Designer Approval Prior to Fabrication:

Prepared By: AMC

☐ Seaming Diagram ☐ Strike-Off ☒ Finish Sample ☐ Cutting ☐ Shop Dwgs ☐ Prototype ☐ Flame Certificate

Instructions:

- All interpretations of these specifications MUST be submitted to Hilton for final approval prior to purchasing or implementation of any material.
- Must be of contract quality and suitable for commercial use.
- Installation must meet manufacturer's suggested guidelines and/or follow installation guidelines in accordance with Architect's specification.
- All materials & methods of construction must comply with all local fire & life safety codes for use in hotels, and Tru by Hilton Standards.
- All quantities to be verified by hotel operator prior to purchasing.



Project Name: **V2.2 Prototypical Architectural Specs**
Project #: **Tru by Hilton**

Item Number: **TA-20-A**
Item Description: **Removable Seat @ Accessible Tub (OPTION A)**

Issue Date: **05/14/18**

Revision(s): **05/29/20** **Δ 2**
Notes & Vendor Information Revised

Item Quantity:

Manufacturer: BASIS OF DESIGN
Address:

Source: SEE 'NOTES' BELOW
Address:

Phone:
Fax:
Contact:
E-mail:
Web:

Phone:
Fax:
Contact:
E-mail:
Web:

Product: Portable Tub Bench / WHPTB265150PW
Color/Finish: Phenolic White
Size/Dimensions: 15"W x 26.5"L x 16-17.5" Adjustable Height

Notes:

*Refer to architectural drawings for locations.

Seat is 1/2" Phenolic white finish, stainless steel adjustable legs and tub clamp (adjustable 3.5" to 6")

Designed to fit standard height tubs of 13-1/2" - 15-1/2" A.F..F.

RECOMMENDED VENDOR:
WingIt Innovations, LLC, Contact: Billy Mac, P:
734.550.9701, email: sales@wingits.com



Required Item(s) for Designer Approval Prior to Fabrication:

Prepared By: AMC

☐ Seaming Diagram ☐ Strike-Off ☒ Finish Sample ☐ Cutting ☐ Shop Dwgs ☐ Prototype ☐ Flame Certificate

Instructions:

- All interpretations of these specifications MUST be submitted to Hilton for final approval prior to purchasing or implementation of any material.
- Must be of contract quality and suitable for commercial use.
- Installation must meet manufacturer's suggested guidelines and/or follow installation guidelines in accordance with Architect's specification.
- All materials & methods of construction must comply with all local fire & life safety codes for use in hotels, and Tru by Hilton Standards.



Project Name: **V2.2 Prototypical Architectural Specs**

Project #: **Tru by Hilton**

Item Number: **TA-20-A**

Item Description: **Removable Seat @ Accessible Tub
(OPTION A)**

Issue Date: **05/14/18**

Revision(s): **05/29/20** **Δ 2**
Notes & Vendor Information Revised

Item Quantity:

Manufacturer: **BASIS OF DESIGN**

Source: **SEE 'NOTES' BELOW**

Instructions:

- All quantities to be verified by hotel operator prior to purchasing.



Project Name: **V2.2 Prototypical Architectural Specs**
Project #: **Tru by Hilton**

Item Number: **TA-21**
Item Description: **Baby Changing Station @ Public Restroom**

Issue Date: **05/14/18**

Revision(s): **05/29/20** **Δ 2**
Vendor Information Revised

Item Quantity:

Manufacturer: BASIS OF DESIGN
Address:

Source: SEE 'NOTES' BELOW
Address:

Phone:
Fax:
Contact:
E-mail:
Web:

Phone:
Fax:
Contact:
E-mail:
Web:

Product: KB110-SSWM
Color/Finish: Satin Stainless Steel Exterior Finish With Molded Grey Color Polyethylene Interior
Size/Dimensions: Unit 35 1/4" W, 20" H (890 x 510mm). Depth (closed) 4" (100mm). Extension (open) 15 3/16" (385mm)



Notes:

*Refer to architectural drawings for location and mounting heights.

RECOMMENDED VENDOR:
Bobrick Washroom Equipment, Contact: Customer Service, P: 818.373.4900, email: customerservice@bobrick.com

Required Item(s) for Designer Approval Prior to Fabrication:

Prepared By: JP

☐ Seaming Diagram ☐ Strike-Off ☐ Finish Sample ☐ Cutting ☐ Shop Dwgs ☐ Prototype ☐ Flame Certificate

Instructions:

- All interpretations of these specifications MUST be submitted to Hilton for final approval prior to purchasing or implementation of any material.
- Must be of contract quality and suitable for commercial use.
- Installation must meet manufacturer's suggested guidelines and/or follow installation guidelines in accordance with Architect's specification.
- All materials & methods of construction must comply with all local fire & life safety codes for use in hotels, and Tru by Hilton Standards.
- All quantities to be verified by hotel operator prior to purchasing.



Project Name: **V2.2 Prototypical Architectural Specs**

Item Number: **TA-22**

Project #: **Tru by Hilton**

Item Description: **Towel Bar @ Accessible Guest Bath**

Issue Date: **05/14/18**

Revision(s): **05/29/20 Δ 2**

Product Name, Dimensions, Vendor Information &
Image Revised

Item Quantity:

Manufacturer: BASIS OF DESIGN

Source: SEE 'NOTES' BELOW

Address:

Address:

Phone:

Phone:

Fax:

Fax:

Contact:

Contact:

E-mail:

E-mail:

Web:

Web:

Product: *MODERN Elegance Towel Bar / WMETBSN18

Color/Finish: Satin Stainless Steel

Size/Dimensions: *18"W X 2"H x 3"D

Notes: *Refer to architectural drawings for location and mounting heights.

RECOMMENDED VENDOR:
WingIt Innovations, LLC, Contact: Billy Mac, P:
734.550.9701, email: sales@wingits.com



Required Item(s) for Designer Approval Prior to Fabrication:

Prepared By: MM

☐ Seaming Diagram ☐ Strike-Off ☒ Finish Sample ☐ Cutting ☐ Shop Dwgs ☐ Prototype ☐ Flame Certificate

Instructions:

- Must be of contract quality and suitable for commercial use.
- All quantities to be verified by hotel operator prior to purchasing.
- All materials and methods of construction must comply with all local fire and life safety codes for use in hotels and other public spaces, and Tru by Hilton Standards.
- Installation must meet manufacturer's suggested guidelines and/or follow installation guidelines in accordance with Architect's specification.
- All interpretations of the specification MUST be submitted to Hilton for final approval prior to purchasing or implementation of any material.



Project Name: **V2.2 Prototypical Architectural Specs**
Project #: **Tru by Hilton**

Item Number: **VCT-01**
Item Description: **Vinyl Composition Tile @
Housekeeping, Laundry, Linen
Storage, and Employee
Breakroom/Restroom**

Issue Date: **05/14/18**

Revision(s): **05/29/20** **Δ 2**
Vendor Information Revised

Item Quantity:

Manufacturer: BASIS OF DESIGN

Source: SEE 'NOTES' BELOW

Address:

Address:

Phone:

Phone:

Fax:

Fax:

Contact:

Contact:

E-mail:

E-mail:

Web:

Web:

Product: Standard Excelon Imperial Texture
Color/Finish: 51908 Pewter
Size/Dimensions: 12" x 12" x 1/8"

Notes:

***Full Spread Adhesives –S-515 High-Moisture, S-525
High-Moisture, S-700 Thin Spread, S-750 Premium**

RECOMMENDED VENDOR:

Armstrong Flooring, Contact(s): Ray Wheeler, P:
630.567.8834, email:
rfwheeler@armstrongflooring.com; David Kurtz, P:
717.449.4816, email: dbkurtz@armstrongflooring.com



Required Item(s) for Designer Approval Prior to Fabrication:

Prepared By: AMC

☐ Seaming Diagram ☐ Strike-Off ☒ Finish Sample ☐ Cutting ☐ Shop Dwgs ☐ Prototype ☐ Flame Certificate

Instructions:

- Quantities to be verified by installer.
- Material must be contract quality and suitable for commercial use.
- All interpretations of these specifications MUST be submitted to Hilton for final approval prior to purchasing or implementation of any material.
- All materials and methods of construction must comply with all local fire and life safety codes for use in hotels and other public spaces, and Tru by Hilton Standards.



Project Name: **V2.2 Prototypical Architectural Specs**

Item Number: **WEB-01**

Project #: **Tru by Hilton**

Item Description: **Polyester Webbing @ Media Wall**

Issue Date: **05/14/18**

Revision(s): **05/29/20** **Δ 2**

Product Number & Vendor Information Revised

Item Quantity:

Manufacturer: BASIS OF DESIGN

Source: SEE 'NOTES' BELOW

Address:

Address:

Phone:

Phone:

Fax:

Fax:

Contact:

Contact:

E-mail:

E-mail:

Web:

Web:

Product: *Polyester Seat Belt Webbing / SBPEW2R

Color/Finish: Red / Colorfast


Size/Dimensions: 2" Wide

Notes:

*Webbing must be moisture resistant, UV resistant, Colorfast, and have high breaking strength and abrasion resistance.

RECOMMENDED VENDOR:

Strapworks, Contact: N/A, P: 541.741.0658, email: orders@strapworks.com



Required Item(s) for Designer Approval Prior to Fabrication:

Prepared By: RL

☐ Seaming Diagram ☐ Strike-Off ☒ Finish Sample ☐ Cutting ☐ Shop Dwgs ☐ Prototype ☐ Flame Certificate

Instructions:

- Must be of contract quality and suitable for commercial use.
- Installer to follow all manufacturer's installation guidelines for surface preparation and installation.
- Quantities to be verified by installer.
- All interpretations of these specifications MUST be submitted to Hilton for final approval prior to purchasing or implementation of any material.
- All materials and methods of construction must comply with all local fire and life safety codes for use in hotels and other public spaces, and Tru by Hilton Standards.